LAMPIRAN 1

1. Kisi-kisi instrument penelitian angket kondisi sosial, kondisi ekonomi, dan minat berwirausaha siswa
2. Instrumen penelitian angket minat berwirausaha

KISI-KISI INSTRUMEN SOSIAL DAN EKONOMI SISWA KELAS XII SMK BUSANA DI KOTA YOGYAKARTA

VARIABEL	INDIKATOR	DESKRIPTOR	No. Item	Jumlah
1. Sosial	1.1 Pendidikan orang tua	a. Pendidikan ayah b.Pendidikan ibu	1,2	2
	1. 2 Komitmen orangtua untuk pendidikan	a. Pelatihan atau kursus b. Keinginan orangtua untuk memberikan pendidikan yang lebih tinggi	3,4,5,6,7	5
	1.3 Lingkungan tempat tinggal	a. status sosial atau kedudukan dalam masyarakat	8,9,10,11	4
2. Ekonomi	1.4 Pekerjaan dan pendapatan orang tua	a. Jenis pekerjaan ayah b. Jenis pekerjaan ibu c. Jumlah penghasilan dalam rupiah d. Pekerjaa	12,13,14,15,16,17,18	7

		n tambahan ayah e. Pekerjaan tambahan ibu **f.** Bisnis keluarga		
	1.5 Kepemilikan aset rumah tangga	a. Status kepemilikan rumah tinggal orang tua b. Alat transportrasi yang dimiliki keluarga c. Fasilitas yang dimiliki keluarga	19,20,21,22,23,24	6
			Total	24

KISI-KISI INSTRUMEN MINAT BERWIRAUSAHA SISWA KELAS XII SMK BUSANA DI KOTA YOGYAKARTA

No	Variabel	Indikator	No	Jumlah
1	Minat Berwirausaha	Kepercayaan diri	1,2	2
		Berani mengambil resiko	3,4	2
		Berjiwa kepemimpinan	5,6	2
		Keorisinilan	7,8	2
		Kebutuhan otonom	9,10	2
		Berorientasi ke masa depan	11,12	2
		Mengejar status dan keuntungan social	13,14	2
		Menyukai tantangan	15,16	2
		Gender	17,18	2
		Kesadaran diri	19,20	2
		Mandiri	21,22	2
		Latar belakang / pengaruh keluarga	23,24	2
			Total	24

PENGARUH KONDISI SOSIAL DAN EKONOMI KELUARGA TERHADAP MINAT BERWIRAUSAHA SISWA SMK DI KOTA YOGYAKARTA

I. Identitas Responden

Nama Siswa : ……....

Kelas : ……

No Telepon : ……

II. Petunjuk Pengisian

1. Jawablah masing-masing peryataan dibawah ini sesuai dengan keadaan yang ada.
2. Dimohon kesungguhan dan kejujuran saudara dalam menjawab setiap pertanyaan.
3. Angket ini hanya untuk kepentingan ilmiah dan tidak akan berpengaruh terhadap nilai Anda di sekolah ini.
4. Pililah salah satu jawaban dari kelima alternatif jawaban yang ada dengan cara memberi tanda centang (√) pada jawaban yang anda pilih.

III. Alternatif Jawaban

SS = Sangat Setuju TS = Tidak Setuju

S = Setuju STS = Sangat Tidak Setuju

A. Minat Berwirausaha

No	Pertanyaan	Jawaban			
		SS	S	TS	STS
1	Bekerja keras dalam bekerja akan menghasilkan usaha yang maksimal				
2	Saya dapat menghadapi hambatan dalam berwirausaha				
3	Bagi orang yang berwirausaha kegagalan adalah pengalaman untuk belajar				
4	Saya takut gagal saat memulai wirausaha				
5	Jika ada masalah dalam kelas saya ikut membantu menyelesaikan masalah tersebut				
6	Kurang merasa senang bila mendapat kritik dan saran dari orang lain				
7	Berwirausaha menciptakan karya yang berbeda				
8	Berwirausaha dapat Menuangkan ide baru dalam pekerjaan yang saya kerjakan				

9	Pekerjaan wirausahawan merupakan pekerjaan yang membuang tenaga dan waktu				
10	Wirausaha terlalu menguras waktu, tenaga, dan pikiran				
11	Merencanakan terlebih dahulu setiap kegiatan yang saya lakukan				
12	Dalam berwirausaha harus memiliki target yang ingin dicapai				
13	Dengan berwirausaha tidak dapat memenuhi kebutuhan keluarga				
14	Berwirausaha bisa mendapatkan status sosial yang tinggi				
15	Berwirausaha lebih menantang daripada menjadi karyawan				
16	Wirausaha dapat melatih kita menghadapi situasi yang sulit				
17	Gender mempengaruhi minat berwirausaha				
18	Kesuksesan berwirausaha dipengaruhi oleh gender				
19	Sulit melihat dan mencari kesempatan-kesempatan baru dalam berwirausaha				
20	Berwirausaha dapat menjadikan kita mandiri				
21	Berwirausaha tidak dapat menjadikan kita mandiri				
22	Menciptakan lapangan kerja lebih baik dari pada mencari pekerjaan				
23	Melihat keluarga yang sukses berwirausaha menjadi pemacu dalam berwirausaha				
24	Keadaan ekonomi orangtua mendorong saya untuk berwirausaha.				

B. Sosial dan Ekonomi

Petunjuk:

Untuk menjawab pernyataan setiap nomor pada angket dibawah ini, berilah tanda silang (x) pada jawaban yang sesuai dengan keadaan anda

1. Tingkat pendidikan formal terakhir Ayah adalah…..
   a. Perguruan Tinggi
   b. SMA / Sederajat
   c. SMP / Sederajat
   d. SD / Sederajat / tidak sekolah
2. Tingkat pendidikan formal terakhir Ibu adalah…..

a. Perguruan Tinggi
b. SMA / Sederajat
c. SMP / Sederajat
d. SD / Sederajat / tidak sekolah

3. Apakah Ayah Anda pernah mengikuti kursus ?
   a. Pernah, kursus lebih dari 1 tahun
   b. Pernah, kursus kurang dari 1 tahun
   c. Pernah, kursus 6 bulan
   d. Tidak pernah

   Sebutkan Jenis kursusnya…….
4. Apakah Ibu Anda pernah mengikuti kursus ?
   a. Pernah, kursus lebih dari 1 tahun
   b. Pernah, kursus kurang dari 1 tahun
   c. Pernah, kursus 6 bulan
   d. Tidak pernah

   Sebutkan Jenis kursusnya…….
5. Apakah orangtua meminta Anda mempunyai pendidikan yang lebih tinggi?
   a. Ayah dan atau Ibu menghendaki saya pendidikan S2 sampai S3
   b. Ayah menghendaki saya pendidikan S1
   c. Ayah dan atau ibu menghendaki saya pendidikan Diploma (D1, D2, D3)
   d. Ayah dan atau ibu menghendaki saya setelah SMK langsung bekerja
6. Tingkat pendidikan tertinggi di dalam keluarga Anda ?
   a. S2 sampai S3
   b. S1
   c. D3
   d. SMA/SMK
7. Apakah orangtua menginginkan Anda untuk mengikuti kursus?
   a. Ayah dan ibu menginginkan saya untuk mengikuti kursus lebih dari satu jenis
   b. Ayah menginginkan saya untuk mengikuti satu jenis kursus saja
   c. Ayah dan ibu tidak menginginkan saya mengikuti kursus
   d. Ayah dan atau Ibu menginginkan saya untuk bekerja
8. Kedudukan Ayah dalam masyarakat adalah…
   a. Ketua / mantan ketua RW
   b. Ketua / mantan ketua RT
   c. Pengurus / mantan pengurus RT/RW
   d. Anggota masyarakat biasa
9. Kedudukan Ibu dalam masyarakat adalah…
   a. Ketua RW
   b. Ketua RT
   c. Pengurus RT/RW

d. Anggota masyarakat biasa

10. Apakah Anda di sekolah atau di masyarakat mengikuti organisasi?
    a. Pernah mengikuti organisasi lebih dari satu dan pernah menjadi ketua
    b. Pernah mengikuti organisasi lebih dari satu
    c. Pernah mengikuti organisasi
    d. Tidak pernah mengikuti organisasi

    Sebutkan organisasi apa yang diikuti……..
11. Apakah Anda pernah menduduki posisi penting dalam sebuah organisasi ?
    a. Pernah menjadi ketua
    b. Pernah menjadi wakil ketua
    c. Anggota biasa
    d. Tidak mengikuti organisasi
12. Apa pekerjaan Ayah Anda sekarang atau dulu (bagi yang sudah pensiun) ?
    a. Tenaga Profesional (dokter,dosen,guru,pengacara,dll)
    b. Tenaga Usaha Jasa dan Usaha Penjualan (TU, tenaga penjualan,dll)
    c. Pekerja terampil Petani, Kehutanan, dan Perikanan (petani, nelayan, dll)
    d. Tidak bekerja
13. Apa pekerjaan Ibu Anda sekarang atau dulu (bagi yang sudah pensiun) ?
    a. Tenaga Profesional (dokter,dosen,guru,pengacara,dll)
    b. Karyawan negeri atau karyawan swasta
    c. Pekerja terampil Petani, Kehutanan, dan Perikanan (petani, nelayan, dll)
    d. Tidak bekerja
14. Penghasilan ayah anda dari profesi/pekerjaan yang dilakukan adalah….
    a. >Rp. 3.500.000.,
    b. Rp. 2.500.000.-s/d Rp. 3.500.000
    c. Rp. 1.500.000.- s/d Rp. 2500.000
    d. Rp. 500.000.- s/d Rp. 1.500.000

15. Penghasilan ibu anda dari profesi/pekerjaan yang dilakukan adalah….
    a. >Rp. 3.500.000.,
    b. Rp. 2.500.000.-s/d Rp. 3.500.000
    c. Rp. 1.500.000.- s/d Rp. 2500.000
    d. Rp. 500.000.- s/d Rp. 1.500.000
16. Dirumah anda siapa saja yang bekerja ?
    a. Ayah, Ibu dan saudara kandung yang bekerja
    b. Ayah dan Ibu bekerja dan memiliki pekerjaan tetap
    c. Hanya Ayah yang bekerja
    d. Hanya Ibu yang bekerja
17. Selain pekerjaan pokok, apakah Ayah Anda mempunyai pekerjaan sampingan ?
    a. Punya, lebih dari 1 sumber penghasilan tambahan, setiap bulan secara rutin

b. Punya, satu sumber penghasilan tambahan, setiap bulan rutin
c. Kadang-kadang punya penghasilan tambahan
d. Tidak mempunyai penghasilan tambahan

18. Selain pekerjaan pokok, apakah Ibu Anda mempunyai pekerjaan sampingan ?
    a. Punya, lebih dari 1 sumber penghasilan tambahan, setiap bulan secara rutin
    b. Punya, satu sumber penghasilan tambahan, setiap bulan rutin
    c. Kadang-kadang punya penghasilan tambahan
    d. Tidak mempunyai penghasilan tambahan
19. Kekayaan lain yang dimiliki yang nilainya lebih dari Rp.500.000,00?
    a. Tabungan, deposito dan emas
    b. Tabungan, emas
    c. Tabungan saja
    d. Emas saja
20. Apakah keluarga Anda memiliki bisnis ?
    a. Memiliki perusahaan
    b. Memiliki bisnis keluarga lebih dari satu
    c. Memiliki satu bisnis keluarga
    d. Tidak memiliki bisnis keluarga
21. Barang-barang elektronik yang dimiliki orangtua Anda ?
    a. AC, mesin cuci, kulkas, dan TV
    b. Mesin cuci, kulkas dan TV
    c. Kulkas dan TV
    d. TV
22. Kendaraan yang dimiliki orangtua Anda ?
    a. Mobil, sepeda motor, dan sepeda
    b. Sepeda motor dan sepeda
    c. Sepeda motor
    d. Sepeda
23. Status rumah orangtua Anda ?
    a. Milik orangtua sendiri
    b. Kontrak rumah
    c. Kost
    d. Ikut sodara atau kakek nenek
24. Jenis rumah yang ditempati keluarga anda ?
    a. Dua lantai atau lebih
    b. Permanen 1 lantai
    c. Semi permanen 1 lantai
    d. Kayu atau bambu 1 lantai
25. Apa sumber penerangan utama di rumah anda?
    a. Listrik PLN tipe 900 watt atau lebih

b. Listrik PLN tipe 450 watt
c. Listrik PLN tanpa meteran (menyalur tetangga)
d. Bukan listrik

LAMPIRAN 2

1. Hasil uji validitas dan reabilitas

```
CORRELATIONS
  /VARIABLES=Item1 Item2 Item3 Item4 Item5 Item6 Item7 Item8 Item9 Item10
Item11 Item12 Item13 Item14 Item15 Item16 Item17 Item18 Item19 Item20
Item21 Item22 Item23 Item24 Total
  /PRINT=TWOTAIL NOSIG
  /MISSING=PAIRWISE.
```

Correlations

Notes

Output Created		21-MAY-2019 13:02:03
Comments		
Input	Data	D:\KULIAH\SKRIPSI\RATNA\SEMANGAT\SKRIPSI\UJIKECILMINATSOSEK.sav
	Active Dataset	DataSet1
	Filter	<none>
	Weight	<none>
	Split File	<none>
	N of Rows in Working Data File	30
Missing Value Handling	Definition of Missing	User-defined missing values are treated as missing.
	Cases Used	Statistics for each pair of variables are based on all the cases with valid data for that pair.
Syntax		CORRELATIONS /VARIABLES=Item1 Item2 Item3 Item4 Item5 Item6 Item7 Item8 Item9 Item10 Item11 Item12 Item13 Item14 Item15 Item16 Item17 Item18 Item19 Item20 Item21 Item22 Item23 Item24 Total /PRINT=TWOTAIL NOSIG /MISSING=PAIRWISE.

Resources	Processor Time	00:00:00,13
	Elapsed Time	00:00:00,13

[DataSet1]
D:\KULIAH\SKRIPSI\RATNA\SEMANGAT\SKRIPSI\UJIKECILMINATSOSEK.sav

Correlations

		Item1	Item2	Item3	Item4	Item5	Item6	Item7	Item8	Item9	Item10	Item11	Item12	Item13	Item14	Item15	Item16	Item17
Item1	Pearson Correlation	1	.196	.627**	.218	.652**	.596**	.472**	1.000**	.536**	.196	.536**	.652**	.536**	.536**	.262	1.000**	.381*
	Sig. (2-tailed)		.298	.000	.247	.000	.001	.008	.000	.002	.298	.002	.000	.002	.002	.161	.000	.038
	N	30	30	30	30	30	30	30	30	30	30	30	30	30	30	30	30	30
Item2	Pearson Correlation	.196	1	.218	.627**	-.072	.105	.472**	.196	.397*	1.000**	.397*	-.072	.397*	.397*	-.029	.196	.148
	Sig. (2-tailed)	.298		.247	.000	.704	.581	.008	.298	.030	.000	.030	.704	.030	.030	.878	.298	.436
	N	30	30	30	30	30	30	30	30	30	30	30	30	30	30	30	30	30
Item3	Pearson Correlation	.627**	.218	1	.444*	.590**	.380*	.433*	.627**	.480**	.218	.480**	.590**	.480**	.480**	.089	.627**	.380*
	Sig. (2-tailed)	.000	.247		.014	.001	.038	.017	.000	.007	.247	.007	.001	.007	.007	.640	.000	.039
	N	30	30	30	30	30	30	30	30	30	30	30	30	30	30	30	30	30
Item4	Pearson Correlation	.218	.627**	.444*	1	.221	.180	.433*	.218	.480**	.627**	.480**	.221	.480**	.480**	.089	.218	.498**
	Sig. (2-tailed)	.247	.000	.014		.240	.341	.017	.247	.007	.000	.007	.240	.007	.007	.640	.247	.005
	N	30	30	30	30	30	30	30	30	30	30	30	30	30	30	30	30	30

Item 5	Pearson Correlation	.652**	-.072	.590**	.221	1	.637**	.383*	.652**	.450*	-.072	.450*	1.000**	.450*	.450*	.315	.652**	.294
	Sig. (2-tailed)	.000	.704	.001	.240		.000	.037	.000	.013	.704	.013	.000	.013	.013	.090	.000	.115
	N	30	30	30	30	30	30	30	30	30	30	30	30	30	30	30	30	30
Item 6	Pearson Correlation	.596**	.105	.380*	.180	.637**	1	.347	.596**	.231	.105	.231	.637**	.231	.231	.471**	.596**	.125
	Sig. (2-tailed)	.001	.581	.038	.341	.000		.061	.001	.220	.581	.220	.000	.220	.220	.009	.001	.509
	N	30	30	30	30	30	30	30	30	30	30	30	30	30	30	30	30	30
Item 7	Pearson Correlation	.472**	.472**	.433*	.433*	.383*	.347	1	.472**	.636**	.472**	.636**	.383*	.636**	.636**	.154	.472**	.534**
	Sig. (2-tailed)	.008	.008	.017	.017	.037	.061		.008	.000	.008	.000	.037	.000	.000	.416	.008	.002
	N	30	30	30	30	30	30	30	30	30	30	30	30	30	30	30	30	30
Item 8	Pearson Correlation	1.000**	.196	.627**	.218	.652**	.596**	.472**	1	.536**	.196	.536**	.652**	.536**	.536**	.262	1.000**	.381*
	Sig. (2-tailed)	.000	.298	.000	.247	.000	.001	.008		.002	.298	.002	.000	.002	.002	.161	.000	.038
	N	30	30	30	30	30	30	30	30	30	30	30	30	30	30	30	30	30
Item 9	Pearson Correlation	.536**	.397*	.480**	.480**	.450*	.231	.636**	.536**	1	.397*	1.000**	.450*	1.000**	1.000**	.106	.536**	.370*
	Sig. (2-tailed)	.002	.030	.007	.007	.013	.220	.000	.002		.030	.000	.013	.000	.000	.578	.002	.044
	N	30	30	30	30	30	30	30	30	30	30	30	30	30	30	30	30	30
Item 10	Pearson Correlation	.196	1.000**	.218	.627**	-.072	.105	.472**	.196	.397*	1	.397*	-.072	.397*	.397*	-.029	.196	.148
	Sig. (2-tailed)	.298	.000	.247	.000	.704	.581	.008	.298	.030		.030	.704	.030	.030	.878	.298	.436
	N	30	30	30	30	30	30	30	30	30	30	30	30	30	30	30	30	30
Item 11	Pearson Correlation	.536**	.397*	.480**	.480**	.450*	.231	.636**	.536**	1.000**	.397*	1	.450*	1.000**	1.000**	.106	.536**	.370*

	Sig. (2-tailed)	.002	.030	.007	.007	.013	.220	.000	.002	.000	.030		.013	.000	.000	.578	.002	.044
	N	30	30	30	30	30	30	30	30	30	30	30	30	30	30	30	30	30
Item 12	Pearson Correlation	.652**	-.072	.590**	.221	1.000**	.637**	.383*	.652**	.450*	-.072	.450*	1	.450*	.450*	.315	.652**	.294
	Sig. (2-tailed)	.000	.704	.001	.240	.000	.000	.037	.000	.013	.704	.013		.013	.013	.090	.000	.115
	N	30	30	30	30	30	30	30	30	30	30	30	30	30	30	30	30	30
Item 13	Pearson Correlation	.536**	.397*	.480**	.480**	.450*	.231	.636**	.536**	1.000**	.397*	1.000**	.450*	1	1.000**	.106	.536**	.370*
	Sig. (2-tailed)	.002	.030	.007	.007	.013	.220	.000	.002	.000	.030	.000	.013		.000	.578	.002	.044
	N	30	30	30	30	30	30	30	30	30	30	30	30	30	30	30	30	30
Item 14	Pearson Correlation	.536**	.397*	.480**	.480**	.450*	.231	.636**	.536**	1.000**	.397*	1.000**	.450*	1.000**	1	.106	.536**	.370*
	Sig. (2-tailed)	.002	.030	.007	.007	.013	.220	.000	.002	.000	.030	.000	.013	.000		.578	.002	.044
	N	30	30	30	30	30	30	30	30	30	30	30	30	30	30	30	30	30
Item 15	Pearson Correlation	.262	-.029	.089	.089	.315	.471**	.154	.262	.106	-.029	.106	.315	.106	.106	1	.262	.203
	Sig. (2-tailed)	.161	.878	.640	.640	.090	.009	.416	.161	.578	.878	.578	.090	.578	.578		.161	.282
	N	30	30	30	30	30	30	30	30	30	30	30	30	30	30	30	30	30
Item 16	Pearson Correlation	1.000**	.196	.627**	.218	.652**	.596**	.472**	1.000**	.536**	.196	.536**	.652**	.536**	.536**	.262	1	.381*
	Sig. (2-tailed)	.000	.298	.000	.247	.000	.001	.008	.000	.002	.298	.002	.000	.002	.002	.161		.038
	N	30	30	30	30	30	30	30	30	30	30	30	30	30	30	30	30	30
Item 17	Pearson Correlation	.381*	.148	.380*	.498**	.294	.125	.534**	.381*	.370*	.148	.370*	.294	.370*	.370*	.203	.381*	1
	Sig. (2-tailed)	.038	.436	.039	.005	.115	.509	.002	.038	.044	.436	.044	.115	.044	.044	.282	.038	

	N	30	30	30	30	30	30	30	30	30	30	30	30	30	30	30	30	30
Item 18	Pearson Correlation	.596**	.105	.380*	.180	.637**	1.000**	.347	.596**	.231	.105	.231	.637**	.231	.231	.471**	.596**	.125
	Sig. (2-tailed)	.001	.581	.038	.341	.000	.000	.061	.001	.220	.581	.220	.000	.220	.220	.009	.001	.509
	N	30	30	30	30	30	30	30	30	30	30	30	30	30	30	30	30	30
Item 19	Pearson Correlation	.517**	.328	.347	.250	.375*	.352	.734**	.517**	.526**	.328	.526**	.375*	.526**	.526**	.134	.517**	.351
	Sig. (2-tailed)	.003	.077	.060	.182	.041	.057	.000	.003	.003	.077	.003	.041	.003	.003	.481	.003	.057
	N	30	30	30	30	30	30	30	30	30	30	30	30	30	30	30	30	30
Item 20	Pearson Correlation	.497**	.148	.380*	.380*	.504**	.467**	.534**	.497**	.370*	.148	.370*	.504**	.370*	.370*	.330	.497**	.595**
	Sig. (2-tailed)	.005	.436	.039	.039	.005	.009	.002	.005	.044	.436	.044	.005	.044	.044	.075	.005	.001
	N	30	30	30	30	30	30	30	30	30	30	30	30	30	30	30	30	30
Item 21	Pearson Correlation	.241	.241	.130	.022	.268	.192	.487**	.241	.337	.241	.337	.268	.337	.337	.416*	.241	.173
	Sig. (2-tailed)	.200	.200	.494	.910	.152	.309	.006	.200	.068	.200	.068	.152	.068	.068	.022	.200	.362
	N	30	30	30	30	30	30	30	30	30	30	30	30	30	30	30	30	30
Item 22	Pearson Correlation	.264	.497**	.142	.380*	.189	.296	.288	.264	.249	.497**	.249	.189	.249	.249	.076	.264	.189
	Sig. (2-tailed)	.158	.005	.453	.039	.317	.112	.123	.158	.184	.005	.184	.317	.184	.184	.689	.158	.317
	N	30	30	30	30	30	30	30	30	30	30	30	30	30	30	30	30	30
Item 23	Pearson Correlation	.494**	.342	.339	.339	.245	.273	.533**	.494**	.636**	.342	.636**	.245	.636**	.636**	.263	.494**	.508**
	Sig. (2-tailed)	.006	.064	.067	.067	.192	.144	.002	.006	.000	.064	.000	.192	.000	.000	.160	.006	.004
	N	30	30	30	30	30	30	30	30	30	30	30	30	30	30	30	30	30

Item 24	Pearson Correlation	.241	.241	.130	.022	.268	.192	.487**	.241	.337	.241	.337	.268	.337	.337	.416*	.241	.173
	Sig. (2-tailed)	.200	.200	.494	.910	.152	.309	.006	.200	.068	.200	.068	.152	.068	.068	.022	.200	.362
	N	30	30	30	30	30	30	30	30	30	30	30	30	30	30	30	30	30
Total	Pearson Correlation	.792**	.469**	.638**	.531**	.693**	.638**	.774**	.792**	.773**	.469**	.773**	.693**	.773**	.773**	.393*	.792**	.533**
	Sig. (2-tailed)	.000	.009	.000	.003	.000	.000	.000	.000	.000	.009	.000	.000	.000	.000	.031	.000	.002
	N	30	30	30	30	30	30	30	30	30	30	30	30	30	30	30	30	30

Correlations

		Item18	Item19	Item20	Item21	Item22	Item23	Item24	Total
Item1	Pearson Correlation	.596**	.517**	.497**	.241	.264	.494**	.241	.792**
	Sig. (2-tailed)	.001	.003	.005	.200	.158	.006	.200	.000
	N	30	30	30	30	30	30	30	30
Item2	Pearson Correlation	.105	.328	.148	.241	.497**	.342	.241	.469**
	Sig. (2-tailed)	.581	.077	.436	.200	.005	.064	.200	.009
	N	30	30	30	30	30	30	30	30
Item3	Pearson Correlation	.380*	.347	.380*	.130	.142	.339	.130	.638**
	Sig. (2-tailed)	.038	.060	.039	.494	.453	.067	.494	.000
	N	30	30	30	30	30	30	30	30
Item4	Pearson Correlation	.180	.250	.380*	.022	.380*	.339	.022	.531**
	Sig. (2-tailed)	.341	.182	.039	.910	.039	.067	.910	.003
	N	30	30	30	30	30	30	30	30
Item5	Pearson Correlation	.637**	.375*	.504**	.268	.189	.245	.268	.693**
	Sig. (2-tailed)	.000	.041	.005	.152	.317	.192	.152	.000
	N	30	30	30	30	30	30	30	30
Item6	Pearson Correlation	1.000**	.352	.467**	.192	.296	.273	.192	.638**
	Sig. (2-tailed)	.000	.057	.009	.309	.112	.144	.309	.000

	N	30	30	30	30	30	30	30	30
Item7	Pearson Correlation	.347	.734**	.534**	.487**	.288	.533**	.487**	.774**
	Sig. (2-tailed)	.061	.000	.002	.006	.123	.002	.006	.000
	N	30	30	30	30	30	30	30	30
Item8	Pearson Correlation	.596**	.517**	.497**	.241	.264	.494**	.241	.792**
	Sig. (2-tailed)	.001	.003	.005	.200	.158	.006	.200	.000
	N	30	30	30	30	30	30	30	30
Item9	Pearson Correlation	.231	.526**	.370*	.337	.249	.636**	.337	.773**
	Sig. (2-tailed)	.220	.003	.044	.068	.184	.000	.068	.000
	N	30	30	30	30	30	30	30	30
Item10	Pearson Correlation	.105	.328	.148	.241	.497**	.342	.241	.469**
	Sig. (2-tailed)	.581	.077	.436	.200	.005	.064	.200	.009
	N	30	30	30	30	30	30	30	30
Item11	Pearson Correlation	.231	.526**	.370*	.337	.249	.636**	.337	.773**
	Sig. (2-tailed)	.220	.003	.044	.068	.184	.000	.068	.000
	N	30	30	30	30	30	30	30	30
Item12	Pearson Correlation	.637**	.375*	.504**	.268	.189	.245	.268	.693**
	Sig. (2-tailed)	.000	.041	.005	.152	.317	.192	.152	.000
	N	30	30	30	30	30	30	30	30
Item13	Pearson Correlation	.231	.526**	.370*	.337	.249	.636**	.337	.773**
	Sig. (2-tailed)	.220	.003	.044	.068	.184	.000	.068	.000
	N	30	30	30	30	30	30	30	30
Item14	Pearson Correlation	.231	.526**	.370*	.337	.249	.636**	.337	.773**
	Sig. (2-tailed)	.220	.003	.044	.068	.184	.000	.068	.000
	N	30	30	30	30	30	30	30	30
Item15	Pearson Correlation	.471**	.134	.330	.416*	.076	.263	.416*	.393*
	Sig. (2-tailed)	.009	.481	.075	.022	.689	.160	.022	.031
	N	30	30	30	30	30	30	30	30

Item16	Pearson Correlation	.596**	.517**	.497**	.241	.264	.494**	.241	.792**
	Sig. (2-tailed)	.001	.003	.005	.200	.158	.006	.200	.000
	N	30	30	30	30	30	30	30	30
Item17	Pearson Correlation	.125	.351	.595**	.173	.189	.508**	.173	.533**
	Sig. (2-tailed)	.509	.057	.001	.362	.317	.004	.362	.002
	N	30	30	30	30	30	30	30	30
Item18	Pearson Correlation	1	.352	.467**	.192	.296	.273	.192	.638**
	Sig. (2-tailed)		.057	.009	.309	.112	.144	.309	.000
	N	30	30	30	30	30	30	30	30
Item19	Pearson Correlation	.352	1	.433*	.470**	.269	.349	.470**	.696**
	Sig. (2-tailed)	.057		.017	.009	.151	.059	.009	.000
	N	30	30	30	30	30	30	30	30
Item20	Pearson Correlation	.467**	.433*	1	.450*	.291	.377*	.450*	.687**
	Sig. (2-tailed)	.009	.017		.013	.119	.040	.013	.000
	N	30	30	30	30	30	30	30	30
Item21	Pearson Correlation	.192	.470**	.450*	1	.173	.104	1.000**	.531**
	Sig. (2-tailed)	.309	.009	.013		.362	.585	.000	.003
	N	30	30	30	30	30	30	30	30
Item22	Pearson Correlation	.296	.269	.291	.173	1	.114	.173	.449*
	Sig. (2-tailed)	.112	.151	.119	.362		.549	.362	.013
	N	30	30	30	30	30	30	30	30
Item23	Pearson Correlation	.273	.349	.377*	.104	.114	1	.104	.609**
	Sig. (2-tailed)	.144	.059	.040	.585	.549		.585	.000
	N	30	30	30	30	30	30	30	30
Item24	Pearson Correlation	.192	.470**	.450*	1.000**	.173	.104	1	.531**
	Sig. (2-tailed)	.309	.009	.013	.000	.362	.585		.003
	N	30	30	30	30	30	30	30	30
Total	Pearson Correlation	.638**	.696**	.687**	.531**	.449*	.609**	.531**	1

Sig. (2-tailed)	.000	.000	.000	.003	.013	.000	.003	
N	30	30	30	30	30	30	30	30

**. Correlation is significant at the 0.01 level (2-tailed).
*. Correlation is significant at the 0.05 level (2-tailed).

```
CORRELATIONS
  /VARIABLES=butir1 butir2 butir3 butir4 butir5 butir6 butir7 butir8 butir9
butir10 butir11 butir12 butir13 butir14 butir15 butir16 butir17 butir18 butir19
butir20 butir21 butir22 butir23 butir24 butir25 totalbutir
  /PRINT=TWOTAIL NOSIG
  /MISSING=PAIRWISE.
```

Correlations

Notes

Output Created		21-MAY-2019 13:03:02
Comments		
Input	Data	D:\KULIAH\SKRIPSI\RATNA\SEMANGAT\SKRIPSI\UJIKECILMINATSOSEK.sav
	Active Dataset	DataSet1
	Filter	<none>
	Weight	<none>
	Split File	<none>
	N of Rows in Working Data File	30
Missing Value Handling	Definition of Missing	User-defined missing values are treated as missing.
	Cases Used	Statistics for each pair of variables are based on all the cases with valid data for that pair.

Syntax		CORRELATIONS /VARIABLES=butir1 butir2 butir3 butir4 butir5 butir6 butir7 butir8 butir9 butir10 butir11 butir12 butir13 butir14 butir15 butir16 butir17 butir18 butir19 butir20 butir21 butir22 butir23 butir24 butir25 totalbutir /PRINT=TWOTAIL NOSIG /MISSING=PAIRWISE.
Resources	Processor Time	00:00:00,08
	Elapsed Time	00:00:00,16

Correlations

		butir1	butir2	butir3	butir4	butir5	butir6	butir7	butir8	butir9	butir10	butir11	butir12	butir13	butir14	butir15	butir16	butir17	butir18
butir1	Pearson Correlation	1	.786**	1.000**	.786**	.512**	.648**	.565**	.512**	.247	.648**	.786**	.769**	.443*	.622**	.390*	.336	.648**	.769**
	Sig. (2-tailed)		.000	.000	.000	.004	.000	.001	.004	.189	.000	.000	.000	.014	.000	.033	.069	.000	.000
	N	30	30	30	30	30	30	30	30	30	30	30	30	30	30	30	30	30	30
butir2	Pearson Correlation	.786**	1	.786**	1.000**	.322	.585**	.727**	.322	.245	.585**	1.000**	.563**	.523**	.575**	.346	.227	.585**	.563**
	Sig. (2-tailed)	.000		.000	.000	.083	.001	.000	.083	.192	.001	.000	.001	.003	.001	.061	.228	.001	.001
	N	30	30	30	30	30	30	30	30	30	30	30	30	30	30	30	30	30	30
butir3	Pearson Correlation	1.000**	.786**	1	.786**	.512**	.648**	.565**	.512**	.247	.648**	.786**	.769**	.443*	.622**	.390*	.336	.648**	.769**
	Sig. (2-tailed)	.000	.000		.000	.004	.000	.001	.004	.189	.000	.000	.000	.014	.000	.033	.069	.000	.000

	N	30	30	30	30	30	30	30	30	30	30	30	30	30	30	30	30	30	30
butir 4	Pearson Correlation	.786**	1.000**	.786**	1	.322	.585**	.727**	.322	.245	.585**	1.000**	.563**	.523**	.575**	.346	.227	.585**	.563**
	Sig. (2-tailed)	.000	.000	.000		.083	.001	.000	.083	.192	.001	.000	.001	.003	.001	.061	.228	.001	.001
	N	30	30	30	30	30	30	30	30	30	30	30	30	30	30	30	30	30	30
butir 5	Pearson Correlation	.512**	.322	.512**	.322	1	.520**	.373*	1.000**	.537**	.520**	.322	.363*	.516**	.180	.385*	.419*	.520**	.363*
	Sig. (2-tailed)	.004	.083	.004	.083		.003	.043	.000	.002	.003	.083	.048	.004	.341	.035	.021	.003	.048
	N	30	30	30	30	30	30	30	30	30	30	30	30	30	30	30	30	30	30
butir 6	Pearson Correlation	.648**	.585**	.648**	.585**	.520**	1	.605**	.520**	.155	1.000**	.585**	.669**	.631**	.442*	.381*	.396*	1.000**	.669**
	Sig. (2-tailed)	.000	.001	.000	.001	.003		.000	.003	.414	.000	.001	.000	.000	.014	.038	.030	.000	.000
	N	30	30	30	30	30	30	30	30	30	30	30	30	30	30	30	30	30	30
butir 7	Pearson Correlation	.565**	.727**	.565**	.727**	.373*	.605**	1	.373*	.354	.605**	.727**	.560**	.544**	.387*	.231	.094	.605**	.560**
	Sig. (2-tailed)	.001	.000	.001	.000	.043	.000		.043	.055	.000	.000	.001	.002	.034	.220	.621	.000	.001
	N	30	30	30	30	30	30	30	30	30	30	30	30	30	30	30	30	30	30
butir 8	Pearson Correlation	.512**	.322	.512**	.322	1.000**	.520**	.373*	1	.537**	.520**	.322	.363*	.516**	.180	.385*	.419*	.520**	.363*
	Sig. (2-tailed)	.004	.083	.004	.083	.000	.003	.043		.002	.003	.083	.048	.004	.341	.035	.021	.003	.048
	N	30	30	30	30	30	30	30	30	30	30	30	30	30	30	30	30	30	30

butir 9	Pearson Correlation	.247	.245	.247	.245	.537**	.155	.354	.537**	1	.155	.245	.264	.339	.175	.517**	.392*	.155	.264
	Sig. (2-tailed)	.189	.192	.189	.192	.002	.414	.055	.002		.414	.192	.159	.067	.356	.003	.032	.414	.159
	N	30	30	30	30	30	30	30	30	30	30	30	30	30	30	30	30	30	30
butir 10	Pearson Correlation	.648**	.585**	.648**	.585**	.520**	1.000**	.605**	.520**	.155	1	.585**	.669**	.631**	.442*	.381*	.396*	1.000**	.669**
	Sig. (2-tailed)	.000	.001	.000	.001	.003	.000	.000	.003	.414		.001	.000	.000	.014	.038	.030	.000	.000
	N	30	30	30	30	30	30	30	30	30	30	30	30	30	30	30	30	30	30
butir 11	Pearson Correlation	.786**	1.000**	.786**	1.000**	.322	.585**	.727**	.322	.245	.585**	1	.563**	.523**	.575**	.346	.227	.585**	.563**
	Sig. (2-tailed)	.000	.000	.000	.000	.083	.001	.000	.083	.192	.001		.001	.003	.001	.061	.228	.001	.001
	N	30	30	30	30	30	30	30	30	30	30	30	30	30	30	30	30	30	30
butir 12	Pearson Correlation	.769**	.563**	.769**	.563**	.363*	.669**	.560**	.363*	.264	.669**	.563**	1	.338	.620**	.412*	.407*	.669**	1.000**
	Sig. (2-tailed)	.000	.001	.000	.001	.048	.000	.001	.048	.159	.000	.001		.068	.000	.024	.026	.000	.000
	N	30	30	30	30	30	30	30	30	30	30	30	30	30	30	30	30	30	30
butir 13	Pearson Correlation	.443*	.523**	.443*	.523**	.516**	.631**	.544**	.516**	.339	.631**	.523**	.338	1	.114	.451*	.237	.631**	.338
	Sig. (2-tailed)	.014	.003	.014	.003	.004	.000	.002	.004	.067	.000	.003	.068		.549	.012	.207	.000	.068
	N	30	30	30	30	30	30	30	30	30	30	30	30	30	30	30	30	30	30
butir 14	Pearson Correlation	.622**	.575**	.622**	.575**	.180	.442*	.387*	.180	.175	.442*	.575**	.620**	.114	1	.545**	.344	.442*	.620**

	Sig. (2-tailed)	.000	.001	.000	.001	.341	.014	.034	.341	.356	.014	.001	.000	.549		.002	.062	.014	.000
	N	30	30	30	30	30	30	30	30	30	30	30	30	30	30	30	30	30	30
butir 15	Pearson Correlation	.390*	.346	.390*	.346	.385*	.381*	.231	.385*	.517**	.381*	.346	.412*	.451*	.545**	1	.724**	.381*	.412*
	Sig. (2-tailed)	.033	.061	.033	.061	.035	.038	.220	.035	.003	.038	.061	.024	.012	.002		.000	.038	.024
	N	30	30	30	30	30	30	30	30	30	30	30	30	30	30	30	30	30	30
butir 16	Pearson Correlation	.336	.227	.336	.227	.419*	.396*	.094	.419*	.392*	.396*	.227	.407*	.237	.344	.724**	1	.396*	.407*
	Sig. (2-tailed)	.069	.228	.069	.228	.021	.030	.621	.021	.032	.030	.228	.026	.207	.062	.000		.030	.026
	N	30	30	30	30	30	30	30	30	30	30	30	30	30	30	30	30	30	30
butir 17	Pearson Correlation	.648**	.585**	.648**	.585**	.520**	1.000**	.605**	.520**	.155	1.000**	.585**	.669**	.631**	.442*	.381*	.396*	1	.669**
	Sig. (2-tailed)	.000	.001	.000	.001	.003	.000	.000	.003	.414	.000	.001	.000	.000	.014	.038	.030		.000
	N	30	30	30	30	30	30	30	30	30	30	30	30	30	30	30	30	30	30
butir 18	Pearson Correlation	.769**	.563**	.769**	.563**	.363*	.669**	.560**	.363*	.264	.669**	.563**	1.000**	.338	.620**	.412*	.407*	.669**	1
	Sig. (2-tailed)	.000	.001	.000	.001	.048	.000	.001	.048	.159	.000	.001	.000	.068	.000	.024	.026	.000	
	N	30	30	30	30	30	30	30	30	30	30	30	30	30	30	30	30	30	30
butir 19	Pearson Correlation	.616**	.629**	.616**	.629**	.386*	.418*	.479**	.386*	.324	.418*	.629**	.493**	.506**	.422*	.558**	.513**	.418*	.493**
	Sig. (2-tailed)	.000	.000	.000	.000	.035	.021	.007	.035	.081	.021	.000	.006	.004	.020	.001	.004	.021	.006
	N	30	30	30	30	30	30	30	30	30	30	30	30	30	30	30	30	30	30

butir 20	Pearson Correlation	.622**	.575**	.622**	.575**	.180	.442*	.387*	.180	.175	.442*	.575**	.620**	.114	1.000**	.545**	.344	.442*	.620**
	Sig. (2-tailed)	.000	.001	.000	.001	.341	.014	.034	.341	.356	.014	.001	.000	.549	.000	.002	.062	.014	.000
	N	30	30	30	30	30	30	30	30	30	30	30	30	30	30	30	30	30	30
butir 21	Pearson Correlation	.565**	.727**	.565**	.727**	.373*	.605**	1.000**	.373*	.354	.605**	.727**	.560**	.544**	.387*	.231	.094	.605**	.560**
	Sig. (2-tailed)	.001	.000	.001	.000	.043	.000	.000	.043	.055	.000	.000	.001	.002	.034	.220	.621	.000	.001
	N	30	30	30	30	30	30	30	30	30	30	30	30	30	30	30	30	30	30
butir 22	Pearson Correlation	.616**	.609**	.616**	.609**	.249	.603**	.575**	.249	.311	.603**	.609**	.768**	.378*	.517**	.534**	.425*	.603**	.768**
	Sig. (2-tailed)	.000	.000	.000	.000	.185	.000	.001	.185	.094	.000	.000	.000	.040	.003	.002	.019	.000	.000
	N	30	30	30	30	30	30	30	30	30	30	30	30	30	30	30	30	30	30
butir 23	Pearson Correlation	.359	.289	.359	.289	.175	.266	.247	.175	.137	.266	.289	.607**	.086	.378*	.253	.372*	.266	.607**
	Sig. (2-tailed)	.051	.121	.051	.121	.354	.156	.188	.354	.470	.156	.121	.000	.650	.040	.177	.043	.156	.000
	N	30	30	30	30	30	30	30	30	30	30	30	30	30	30	30	30	30	30
butir 24	Pearson Correlation	.513**	.541**	.513**	.541**	.350	.485**	.528**	.350	.376*	.485**	.541**	.477**	.319	.618**	.405*	.336	.485**	.477**
	Sig. (2-tailed)	.004	.002	.004	.002	.058	.007	.003	.058	.041	.007	.002	.008	.086	.000	.027	.069	.007	.008
	N	30	30	30	30	30	30	30	30	30	30	30	30	30	30	30	30	30	30
butir 25	Pearson Correlation	.336	.227	.336	.227	.419*	.396*	.094	.419*	.392*	.396*	.227	.407*	.237	.344	.724**	1.000**	.396*	.407*

	Sig. (2-tailed)	.069	.228	.069	.228	.021	.030	.621	.021	.032	.030	.228	.026	.207	.062	.000	.000	.030	.026
	N	30	30	30	30	30	30	30	30	30	30	30	30	30	30	30	30	30	30
totalbutir	Pearson Correlation	.854**	.812**	.854**	.812**	.612**	.826**	.716**	.612**	.426*	.826**	.812**	.807**	.630**	.690**	.639**	.566**	.826**	.807**
	Sig. (2-tailed)	.000	.000	.000	.000	.000	.000	.000	.000	.019	.000	.000	.000	.000	.000	.000	.001	.000	.000
	N	30	30	30	30	30	30	30	30	30	30	30	30	30	30	30	30	30	30

Correlations

		butir19	butir20	butir21	butir22	butir23	butir24	butir25	totalbutir
butir1	Pearson Correlation	.616**	.622**	.565**	.616**	.359	.513**	.336	.854**
	Sig. (2-tailed)	.000	.000	.001	.000	.051	.004	.069	.000
	N	30	30	30	30	30	30	30	30
butir2	Pearson Correlation	.629**	.575**	.727**	.609**	.289	.541**	.227	.812**
	Sig. (2-tailed)	.000	.001	.000	.000	.121	.002	.228	.000
	N	30	30	30	30	30	30	30	30
butir3	Pearson Correlation	.616**	.622**	.565**	.616**	.359	.513**	.336	.854**
	Sig. (2-tailed)	.000	.000	.001	.000	.051	.004	.069	.000
	N	30	30	30	30	30	30	30	30
butir4	Pearson Correlation	.629**	.575**	.727**	.609**	.289	.541**	.227	.812**
	Sig. (2-tailed)	.000	.001	.000	.000	.121	.002	.228	.000
	N	30	30	30	30	30	30	30	30
butir5	Pearson Correlation	.386*	.180	.373*	.249	.175	.350	.419*	.612**
	Sig. (2-tailed)	.035	.341	.043	.185	.354	.058	.021	.000
	N	30	30	30	30	30	30	30	30
butir6	Pearson Correlation	.418*	.442*	.605**	.603**	.266	.485**	.396*	.826**
	Sig. (2-tailed)	.021	.014	.000	.000	.156	.007	.030	.000
	N	30	30	30	30	30	30	30	30

butir7	Pearson Correlation	.479**	.387*	1.000**	.575**	.247	.528**	.094	.716**
	Sig. (2-tailed)	.007	.034	.000	.001	.188	.003	.621	.000
	N	30	30	30	30	30	30	30	30
butir8	Pearson Correlation	.386*	.180	.373*	.249	.175	.350	.419*	.612**
	Sig. (2-tailed)	.035	.341	.043	.185	.354	.058	.021	.000
	N	30	30	30	30	30	30	30	30
butir9	Pearson Correlation	.324	.175	.354	.311	.137	.376*	.392*	.426*
	Sig. (2-tailed)	.081	.356	.055	.094	.470	.041	.032	.019
	N	30	30	30	30	30	30	30	30
butir10	Pearson Correlation	.418*	.442*	.605**	.603**	.266	.485**	.396*	.826**
	Sig. (2-tailed)	.021	.014	.000	.000	.156	.007	.030	.000
	N	30	30	30	30	30	30	30	30
butir11	Pearson Correlation	.629**	.575**	.727**	.609**	.289	.541**	.227	.812**
	Sig. (2-tailed)	.000	.001	.000	.000	.121	.002	.228	.000
	N	30	30	30	30	30	30	30	30
butir12	Pearson Correlation	.493**	.620**	.560**	.768**	.607**	.477**	.407*	.807**
	Sig. (2-tailed)	.006	.000	.001	.000	.000	.008	.026	.000
	N	30	30	30	30	30	30	30	30
butir13	Pearson Correlation	.506**	.114	.544**	.378*	.086	.319	.237	.630**
	Sig. (2-tailed)	.004	.549	.002	.040	.650	.086	.207	.000
	N	30	30	30	30	30	30	30	30
butir14	Pearson Correlation	.422*	1.000**	.387*	.517**	.378*	.618**	.344	.690**
	Sig. (2-tailed)	.020	.000	.034	.003	.040	.000	.062	.000
	N	30	30	30	30	30	30	30	30
butir15	Pearson Correlation	.558**	.545**	.231	.534**	.253	.405*	.724**	.639**
	Sig. (2-tailed)	.001	.002	.220	.002	.177	.027	.000	.000
	N	30	30	30	30	30	30	30	30
butir16	Pearson Correlation	.513**	.344	.094	.425*	.372*	.336	1.000**	.566**

	Sig. (2-tailed)	.004	.062	.621	.019	.043	.069	.000	.001
	N	30	30	30	30	30	30	30	30
butir17	Pearson Correlation	.418*	.442*	.605**	.603**	.266	.485**	.396*	.826**
	Sig. (2-tailed)	.021	.014	.000	.000	.156	.007	.030	.000
	N	30	30	30	30	30	30	30	30
butir18	Pearson Correlation	.493**	.620**	.560**	.768**	.607**	.477**	.407*	.807**
	Sig. (2-tailed)	.006	.000	.001	.000	.000	.008	.026	.000
	N	30	30	30	30	30	30	30	30
butir19	Pearson Correlation	1	.422*	.479**	.490**	.387*	.325	.513**	.702**
	Sig. (2-tailed)		.020	.007	.006	.035	.080	.004	.000
	N	30	30	30	30	30	30	30	30
butir20	Pearson Correlation	.422*	1	.387*	.517**	.378*	.618**	.344	.690**
	Sig. (2-tailed)	.020		.034	.003	.040	.000	.062	.000
	N	30	30	30	30	30	30	30	30
butir21	Pearson Correlation	.479**	.387*	1	.575**	.247	.528**	.094	.716**
	Sig. (2-tailed)	.007	.034		.001	.188	.003	.621	.000
	N	30	30	30	30	30	30	30	30
butir22	Pearson Correlation	.490**	.517**	.575**	1	.453*	.648**	.425*	.759**
	Sig. (2-tailed)	.006	.003	.001		.012	.000	.019	.000
	N	30	30	30	30	30	30	30	30
butir23	Pearson Correlation	.387*	.378*	.247	.453*	1	.129	.372*	.458*
	Sig. (2-tailed)	.035	.040	.188	.012		.497	.043	.011
	N	30	30	30	30	30	30	30	30
butir24	Pearson Correlation	.325	.618**	.528**	.648**	.129	1	.336	.657**
	Sig. (2-tailed)	.080	.000	.003	.000	.497		.069	.000
	N	30	30	30	30	30	30	30	30
butir25	Pearson Correlation	.513**	.344	.094	.425*	.372*	.336	1	.566**
	Sig. (2-tailed)	.004	.062	.621	.019	.043	.069		.001
	N	30	30	30	30	30	30	30	30

totalbutir	Pearson Correlation	.702**	.690**	.716**	.759**	.458*	.657**	.566**	1
	Sig. (2-tailed)	.000	.000	.000	.000	.011	.000	.001	
	N	30	30	30	30	30	30	30	30

**. Correlation is significant at the 0.01 level (2-tailed).
*. Correlation is significant at the 0.05 level (2-tailed).

Notes

Output Created		21-MAY-2019 13:03:42
Comments		
Input	Data	D:\KULIAH\SKRIPSI\RATNA\SEMANGAT\SKRIPSI\UJIKECILMINATSOSEK.sav
	Active Dataset	DataSet1
	Filter	<none>
	Weight	<none>
	Split File	<none>
	N of Rows in Working Data File	30
	Matrix Input	
Missing Value Handling	Definition of Missing	User-defined missing values are treated as missing.
	Cases Used	Statistics are based on all cases with valid data for all variables in the procedure.
Syntax		RELIABILITY /VARIABLES=Item1 Item2 Item3 Item4 Item5 Item6 Item7 Item8 Item9 Item10 Item11 Item12 Item13 Item14 Item15 Item16 Item17 Item18 Item19 Item20 Item21 Item22 Item23 Item24 Total /SCALE('ALL VARIABLES') ALL /MODEL=ALPHA.
Resources	Processor Time	00:00:00,02
	Elapsed Time	00:00:00,02

```
RELIABILITY
  /VARIABLES=Item1 Item2 Item3 Item4 Item5 Item6 Item7 Item8 Item9 Item10
Item11 Item12 Item13 Item14 Item15 Item16 Item17 Item18 Item19 Item20
Item21 Item22 Item23 Item24 Total
  /SCALE('ALL VARIABLES') ALL
  /MODEL=ALPHA
  /SUMMARY=TOTAL.
```

Reliability

Notes

Output Created		21-MAY-2019 13:05:09
Comments		
Input	Data	D:\KULIAH\SKRIPSI\RATNA\SEMANGAT\SKRIPSI\UJIKECILMINATSOSEK.sav
	Active Dataset	DataSet1
	Filter	<none>
	Weight	<none>
	Split File	<none>
	N of Rows in Working Data File	30
	Matrix Input	
Missing Value Handling	Definition of Missing	User-defined missing values are treated as missing.
	Cases Used	Statistics are based on all cases with valid data for all variables in the procedure.

Syntax		RELIABILITY /VARIABLES=Item1 Item2 Item3 Item4 Item5 Item6 Item7 Item8 Item9 Item10 Item11 Item12 Item13 Item14 Item15 Item16 Item17 Item18 Item19 Item20 Item21 Item22 Item23 Item24 Total /SCALE('ALL VARIABLES') ALL /MODEL=ALPHA /SUMMARY=TOTAL.
Resources	Processor Time	00:00:00,00
	Elapsed Time	00:00:00,02

Scale: ALL VARIABLES

Case Processing Summary

		N	%
Cases	Valid	30	100.0
	Excluded[a]	0	.0
	Total	30	100.0

a. Listwise deletion based on all variables in the procedure.

Reliability Statistics

Cronbach's Alpha	N of Items
.754	25

Item-Total Statistics

	Scale Mean if Item Deleted	Scale Variance if Item Deleted	Corrected Item-Total Correlation	Cronbach's Alpha if Item Deleted
Item1	156.80	270.510	.780	.742
Item2	156.80	276.028	.445	.748
Item3	156.67	273.333	.620	.746
Item4	156.67	275.126	.509	.747
Item5	156.87	270.947	.675	.743
Item6	157.20	269.407	.612	.742
Item7	156.93	271.513	.762	.743
Item8	156.80	270.510	.780	.742
Item9	156.90	271.266	.761	.743
Item10	156.80	276.028	.445	.748
Item11	156.90	271.266	.761	.743
Item12	156.87	270.947	.675	.743
Item13	156.90	271.266	.761	.743
Item14	156.90	271.266	.761	.743
Item15	156.97	277.826	.370	.750
Item16	156.80	270.510	.780	.742
Item17	157.00	273.655	.507	.746

Item18	157.20	269.407	.612	.742
Item19	157.30	267.459	.673	.740
Item20	157.00	270.621	.668	.743
Item21	157.00	272.759	.503	.746
Item22	157.00	275.310	.420	.748
Item23	157.00	274.759	.592	.747
Item24	157.00	272.759	.503	.746
Total	80.13	70.947	1.000	.936

```
RELIABILITY
  /VARIABLES=butir1 butir2 butir3 butir4 butir5 butir6 butir7 butir8 butir9
butir10 butir11 butir12 butir13 butir14 butir15 butir16 butir17 butir18 butir19
butir20 butir21 butir22 butir23 butir24 butir25 totalbutir
  /SCALE('ALL VARIABLES') ALL
  /MODEL=ALPHA
  /SUMMARY=TOTAL.
```

Reliability

Notes

Output Created		21-MAY-2019 13:05:48
Comments		
Input	Data	D:\KULIAH\SKRIPSI\RATNA\SEMANGAT\SKRIPSI\UJIKECILMINATSOSEK.sav
	Active Dataset	DataSet1
	Filter	<none>
	Weight	<none>
	Split File	<none>
	N of Rows in Working Data File	30
	Matrix Input	
Missing Value Handling	Definition of Missing	User-defined missing values are treated as missing.
	Cases Used	Statistics are based on all cases with valid data for all variables in the procedure.
Syntax		RELIABILITY /VARIABLES=butir1 butir2 butir3 butir4 butir5 butir6 butir7 butir8 butir9 butir10 butir11 butir12 butir13 butir14 butir15 butir16 butir17 butir18 butir19 butir20 butir21 butir22 butir23 butir24 butir25 totalbutir /SCALE('ALL VARIABLES') ALL /MODEL=ALPHA /SUMMARY=TOTAL.
Resources	Processor Time	00:00:00,03
	Elapsed Time	00:00:00,08

Scale: ALL VARIABLES

Case Processing Summary

		N	%
Cases	Valid	30	100.0
	Excluded[a]	0	.0
	Total	30	100.0

a. Listwise deletion based on all variables in the procedure.

Reliability Statistics

Cronbach's Alpha	N of Items
.759	26

Item-Total Statistics

	Scale Mean if Item Deleted	Scale Variance if Item Deleted	Corrected Item-Total Correlation	Cronbach's Alpha if Item Deleted
butir1	124.27	1020.892	.847	.747
butir2	124.57	1013.357	.801	.746
butir3	124.27	1020.892	.847	.747
butir4	124.57	1013.357	.801	.746
butir5	125.40	1028.524	.592	.750
butir6	125.40	1006.110	.815	.744
butir7	124.97	1034.654	.705	.751
butir8	125.40	1028.524	.592	.750
butir9	126.23	1057.771	.416	.757
butir10	125.40	1006.110	.815	.744

butir11	124.57	1013.357	.801	.746
butir12	124.23	1029.357	.799	.750
butir13	125.23	1023.426	.609	.749
butir14	125.03	1018.516	.671	.747
butir15	125.40	1018.248	.616	.748
butir16	124.77	1036.047	.547	.752
butir17	125.40	1006.110	.815	.744
butir18	124.23	1029.357	.799	.750
butir19	125.10	1036.438	.691	.752
butir20	125.03	1018.516	.671	.747
butir21	124.97	1034.654	.705	.751
butir22	124.27	1034.823	.750	.751
butir23	123.63	1045.620	.439	.754
butir24	124.20	1047.614	.649	.754
butir25	124.77	1036.047	.547	.752
totalbutir	63.70	267.045	1.000	.956

LAMPIRAN 3. HASIL ANALISIS DATA

```
FREQUENCIES VARIABLES=s
  /STATISTICS=STDDEV RANGE MINIMUM MAXIMUM MEAN MEDIAN
MODE SUM
  /HISTOGRAM
  /ORDER=ANALYSIS.
```

Frequencies

Notes

Output Created		21-MAY-2019 21:36:12
Comments		
Input	Data	C:\Users\A S U S\Documents\skripsi\korelasi.sav
	Active Dataset	DataSet1
	Filter	<none>
	Weight	<none>
	Split File	<none>
	N of Rows in Working Data File	152
Missing Value Handling	Definition of Missing	User-defined missing values are treated as missing.
	Cases Used	Statistics are based on all cases with valid data.
Syntax		FREQUENCIES VARIABLES=s /STATISTICS=STDDEV RANGE MINIMUM MAXIMUM MEAN MEDIAN MODE SUM /HISTOGRAM /ORDER=ANALYSIS.
Resources	Processor Time	00:00:00,70
	Elapsed Time	00:00:41,16

Statistics

Sosial

N	Valid	152
	Missing	0
Mean		23.09
Median		22.00
Mode		15
Std. Deviation		7.430
Range		33
Minimum		11
Maximum		44
Sum		3509

Sosial

		Frequency	Percent	Valid Percent	Cumulative Percent
Valid	11	2	1.3	1.3	1.3
	13	3	2.0	2.0	3.3
	14	7	4.6	4.6	7.9
	15	13	8.6	8.6	16.4
	16	7	4.6	4.6	21.1
	17	7	4.6	4.6	25.7
	18	9	5.9	5.9	31.6
	19	9	5.9	5.9	37.5
	20	7	4.6	4.6	42.1
	21	8	5.3	5.3	47.4
	22	8	5.3	5.3	52.6
	23	8	5.3	5.3	57.9
	24	7	4.6	4.6	62.5
	25	9	5.9	5.9	68.4
	26	9	5.9	5.9	74.3
	27	9	5.9	5.9	80.3
	28	4	2.6	2.6	82.9
	30	4	2.6	2.6	85.5

31	1	.7	.7	86.2
32	1	.7	.7	86.8
35	6	3.9	3.9	90.8
36	2	1.3	1.3	92.1
38	4	2.6	2.6	94.7
39	3	2.0	2.0	96.7
40	2	1.3	1.3	98.0
41	1	.7	.7	98.7
42	1	.7	.7	99.3
44	1	.7	.7	100.0
Total	152	100.0	100.0	

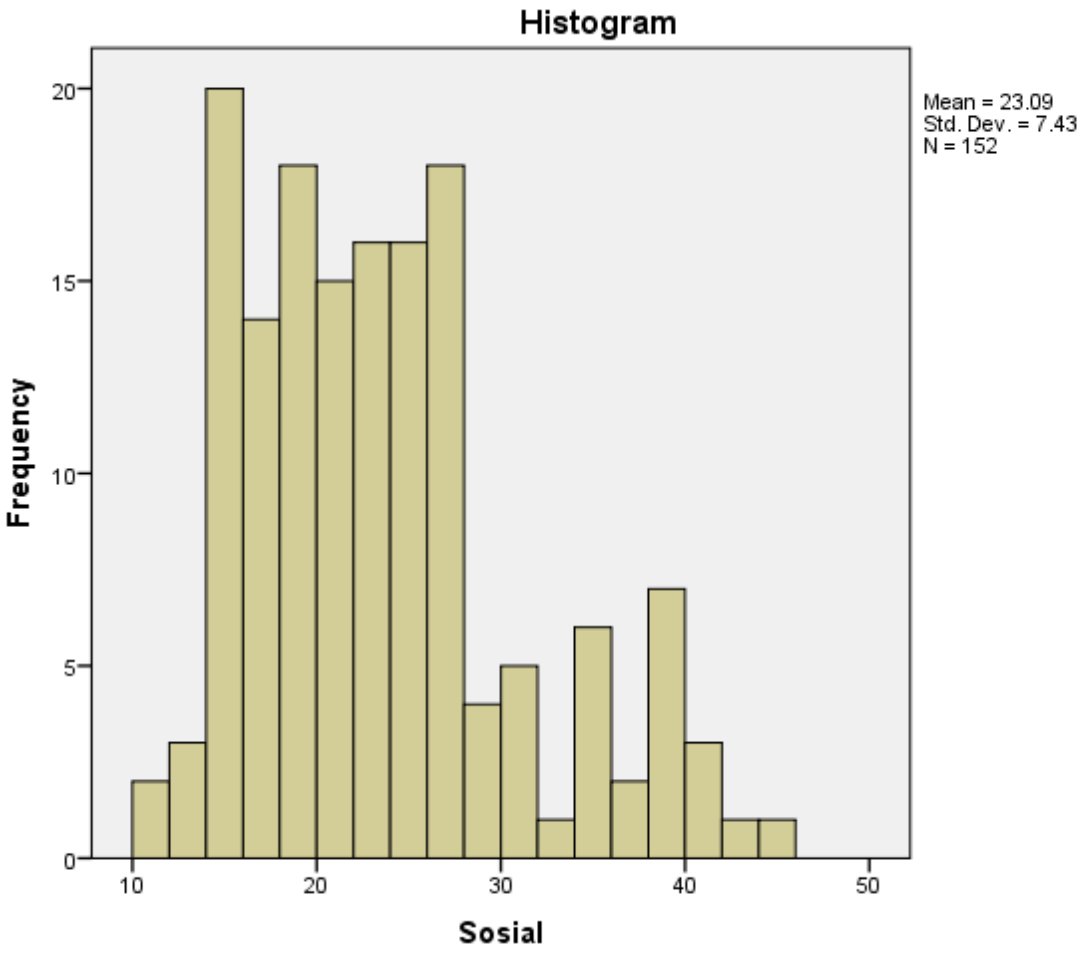

```
FREQUENCIES VARIABLES=e
  /STATISTICS=STDDEV RANGE MINIMUM MAXIMUM MEAN MEDIAN
MODE SUM
  /HISTOGRAM
  /ORDER=ANALYSIS.
```

Frequencies

Notes

Output Created		21-MAY-2019 21:36:56
Comments		
Input	Data	C:\Users\A S U S\Documents\skripsi\korelasi.sav
	Active Dataset	DataSet1
	Filter	<none>
	Weight	<none>
	Split File	<none>
	N of Rows in Working Data File	152
Missing Value Handling	Definition of Missing	User-defined missing values are treated as missing.
	Cases Used	Statistics are based on all cases with valid data.
Syntax		FREQUENCIES VARIABLES=e /STATISTICS=STDDEV RANGE MINIMUM MAXIMUM MEAN MEDIAN MODE SUM /HISTOGRAM /ORDER=ANALYSIS.
Resources	Processor Time	00:00:00,28
	Elapsed Time	00:00:00,39

Statistics

Ekonomi

N	Valid	152
	Missing	0
Mean		35.30
Median		35.00
Mode		34[a]
Std. Deviation		6.196
Range		28
Minimum		22
Maximum		50
Sum		5365

a. Multiple modes exist. The smallest value is shown

Ekonomi

		Frequency	Percent	Valid Percent	Cumulative Percent
Valid	22	1	.7	.7	.7
	23	1	.7	.7	1.3
	24	2	1.3	1.3	2.6
	25	3	2.0	2.0	4.6
	26	2	1.3	1.3	5.9
	27	3	2.0	2.0	7.9
	28	10	6.6	6.6	14.5
	29	10	6.6	6.6	21.1
	30	7	4.6	4.6	25.7
	31	6	3.9	3.9	29.6
	32	11	7.2	7.2	36.8
	33	6	3.9	3.9	40.8
	34	12	7.9	7.9	48.7
	35	5	3.3	3.3	52.0
	36	12	7.9	7.9	59.9
	37	7	4.6	4.6	64.5

38	6	3.9	3.9	68.4
39	6	3.9	3.9	72.4
40	12	7.9	7.9	80.3
41	3	2.0	2.0	82.2
42	6	3.9	3.9	86.2
43	4	2.6	2.6	88.8
44	6	3.9	3.9	92.8
45	2	1.3	1.3	94.1
46	2	1.3	1.3	95.4
47	2	1.3	1.3	96.7
48	1	.7	.7	97.4
49	3	2.0	2.0	99.3
50	1	.7	.7	100.0
Total	152	100.0	100.0	

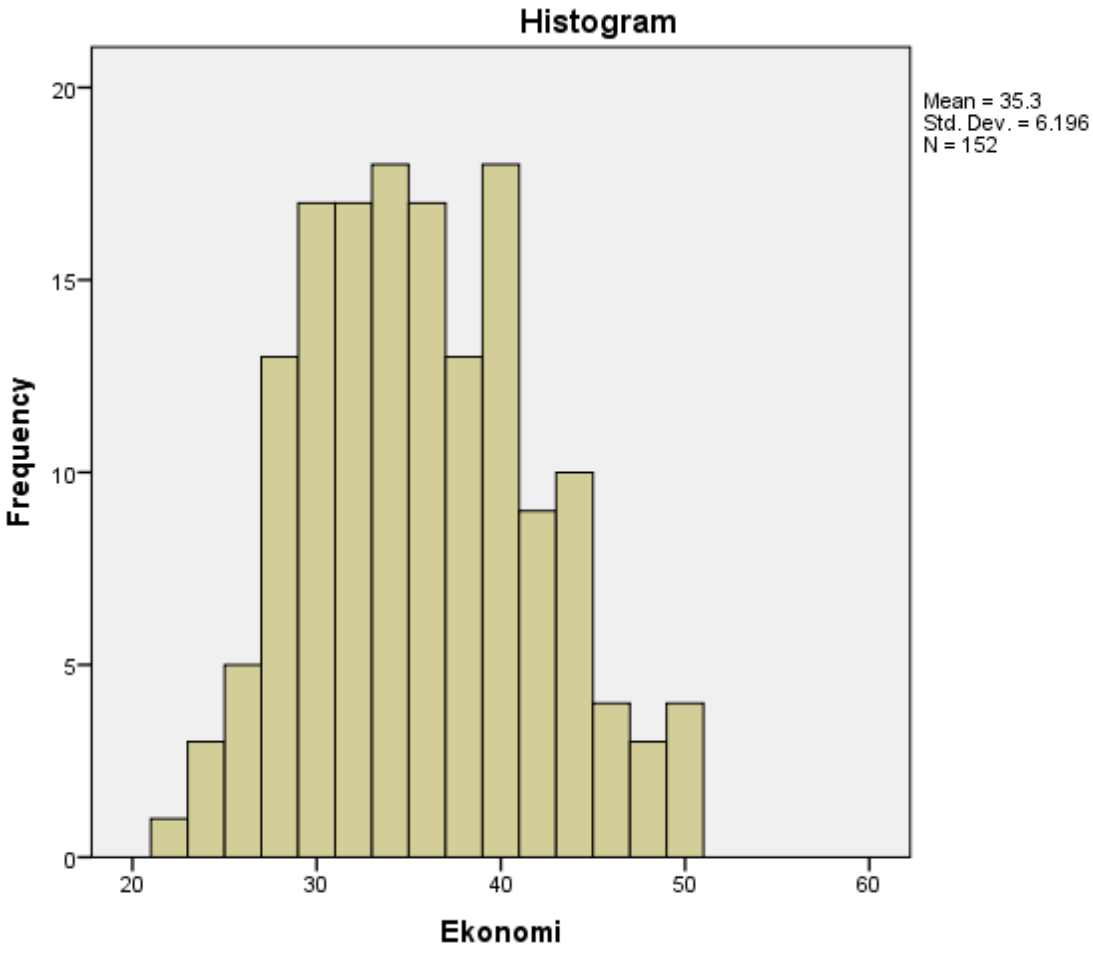


```
FREQUENCIES VARIABLES=y
  /STATISTICS=STDDEV RANGE MINIMUM MAXIMUM MEAN MEDIAN
MODE SUM
  /HISTOGRAM
  /ORDER=ANALYSIS.
```

Frequencies

Notes

Output Created		21-MAY-2019 21:37:39
Comments		
Input	Data	C:\Users\A S U S\Documents\skripsi\korelasi.sav
	Active Dataset	DataSet1
	Filter	<none>
	Weight	<none>
	Split File	<none>
	N of Rows in Working Data File	152
Missing Value Handling	Definition of Missing	User-defined missing values are treated as missing.
	Cases Used	Statistics are based on all cases with valid data.
Syntax		FREQUENCIES VARIABLES=y /STATISTICS=STDDEV RANGE MINIMUM MAXIMUM MEAN MEDIAN MODE SUM /HISTOGRAM /ORDER=ANALYSIS.
Resources	Processor Time	00:00:00,27
	Elapsed Time	00:00:00,44

Statistics

Minat

N	Valid	152
	Missing	0
Mean		82.64
Median		84.00
Mode		88
Std. Deviation		8.345
Range		49
Minimum		45
Maximum		94
Sum		12561

Minat

		Frequency	Percent	Valid Percent	Cumulative Percent
Valid	45	1	.7	.7	.7
	64	1	.7	.7	1.3
	66	1	.7	.7	2.0
	69	3	2.0	2.0	3.9
	70	5	3.3	3.3	7.2
	71	4	2.6	2.6	9.9
	72	5	3.3	3.3	13.2
	73	7	4.6	4.6	17.8
	74	4	2.6	2.6	20.4
	75	6	3.9	3.9	24.3
	76	4	2.6	2.6	27.0
	77	4	2.6	2.6	29.6
	78	3	2.0	2.0	31.6
	79	3	2.0	2.0	33.6
	80	3	2.0	2.0	35.5
	81	11	7.2	7.2	42.8
	82	2	1.3	1.3	44.1
	83	7	4.6	4.6	48.7
	84	4	2.6	2.6	51.3

85	9	5.9	5.9	57.2
86	3	2.0	2.0	59.2
87	6	3.9	3.9	63.2
88	12	7.9	7.9	71.1
89	5	3.3	3.3	74.3
90	11	7.2	7.2	81.6
91	6	3.9	3.9	85.5
92	6	3.9	3.9	89.5
93	5	3.3	3.3	92.8
94	11	7.2	7.2	100.0
Total	152	100.0	100.0	

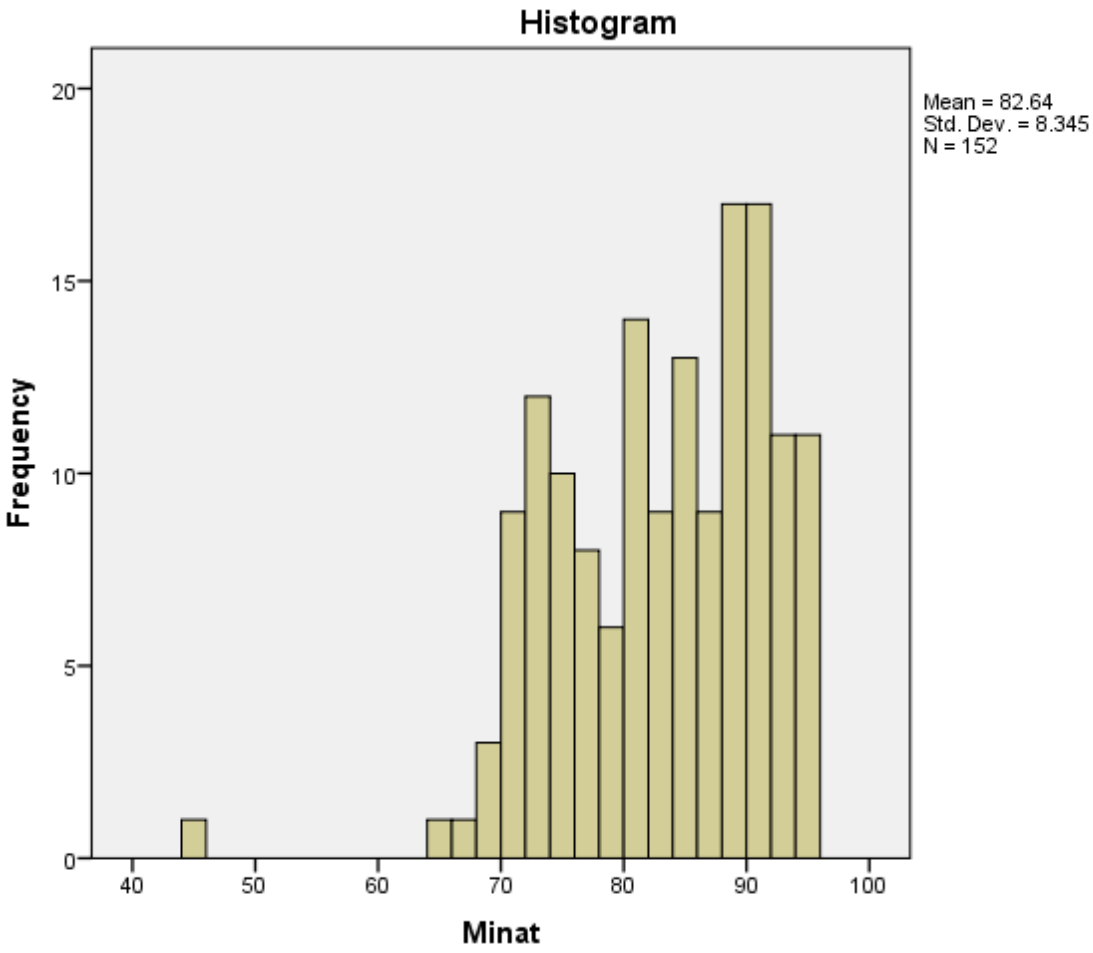

```
MEANS TABLES=y BY e s
  /CELLS=MEAN COUNT STDDEV
  /STATISTICS LINEARITY.
```

Means

Notes

Output Created		21-MAY-2019 21:38:26
Comments		
Input	Data	C:\Users\A S U S\Documents\skripsi\korelasi.sav
	Active Dataset	DataSet1
	Filter	<none>
	Weight	<none>
	Split File	<none>
	N of Rows in Working Data File	152
Missing Value Handling	Definition of Missing	For each dependent variable in a table, user-defined missing values for the dependent and all grouping variables are treated as missing.
	Cases Used	Cases used for each table have no missing values in any independent variable, and not all dependent variables have missing values.
Syntax		MEANS TABLES=y BY e s /CELLS=MEAN COUNT STDDEV /STATISTICS LINEARITY.
Resources	Processor Time	00:00:00,06
	Elapsed Time	00:00:02,15

Case Processing Summary

	Cases					
	Included		Excluded		Total	
	N	Percent	N	Percent	N	Percent

Minat * Ekonomi	152	100.0%	0	0.0%	152	100.0%
Minat * Sosial	152	100.0%	0	0.0%	152	100.0%

Minat * Ekonomi

Report

Minat

Ekonomi	Mean	N	Std. Deviation
22	88.00	1	.
23	93.00	1	.
24	73.00	2	12.728
25	78.00	3	4.359
26	79.50	2	13.435
27	86.33	3	4.726
28	77.90	10	8.787
29	84.00	10	7.817
30	81.29	7	9.569
31	82.50	6	9.050
32	81.09	11	7.556
33	83.33	6	4.967
34	80.08	12	6.735
35	81.80	5	8.526
36	82.58	12	13.028
37	80.29	7	7.365
38	78.17	6	5.565
39	81.50	6	10.291
40	85.08	12	7.217
41	87.67	3	2.517
42	87.67	6	5.680
43	85.00	4	10.033
44	83.50	6	10.173
45	89.50	2	.707

46	87.50	2	9.192
47	81.50	2	2.121
48	93.00	1	.
49	90.33	3	1.528
50	94.00	1	.
Total	82.64	152	8.345

ANOVA Table

			Sum of Squares	df
Minat * Ekonomi	Between Groups	(Combined)	1864.882	28
		Linearity	542.378	1
		Deviation from Linearity	1322.505	27
	Within Groups		8650.216	123
	Total		10515.099	151

ANOVA Table

			Mean Square	F	Sig.
Minat * Ekonomi	Between Groups	(Combined)	66.603	.947	.548
		Linearity	542.378	7.712	.006
		Deviation from Linearity	48.982	.696	.862
	Within Groups		70.327		
	Total				

Measures of Association

	R	R Squared	Eta	Eta Squared
Minat * Ekonomi	.227	.052	.421	.177

Minat * Sosial

Report

Minat

Sosial	Mean	N	Std. Deviation

11	82.00	2	7.071
13	85.00	3	10.817
14	75.29	7	10.420
15	80.46	13	6.887
16	83.14	7	7.290
17	85.43	7	8.121
18	82.11	9	9.480
19	80.33	9	7.036
20	80.71	7	9.304
21	80.13	8	15.104
22	82.50	8	6.503
23	80.50	8	5.451
24	83.86	7	8.688
25	87.22	9	6.418
26	80.44	9	9.248
27	81.44	9	7.585
28	83.25	4	8.732
30	87.00	4	6.272
31	83.00	1	.
32	72.00	1	.
35	86.50	6	5.010
36	87.50	2	9.192
38	89.75	4	5.315
39	88.33	3	3.055
40	91.50	2	3.536
41	90.00	1	.
42	90.00	1	.
44	71.00	1	.
Total	82.64	152	8.345

ANOVA Table

			Sum of Squares	df	Mean Square
Minat * Sosial	Between Groups	(Combined)	1961.152	27	72.635
		Linearity	551.801	1	551.801
		Deviation from Linearity	1409.350	26	54.206
	Within Groups		8553.947	124	68.983
	Total		10515.099	151	

ANOVA Table

			F	Sig.
Minat * Sosial	Between Groups	(Combined)	1.053	.407
		Linearity	7.999	.005
		Deviation from Linearity	.786	.758
	Within Groups			
	Total			

Measures of Association

	R	R Squared	Eta	Eta Squared
Minat * Sosial	.229	.052	.432	.187

```
NPAR TESTS
  /K-S(NORMAL)=RES_1
  /MISSING ANALYSIS.
```

NPar Tests

Notes

Output Created		21-MAY-2019 21:42:01
Comments		
Input	Data	C:\Users\A S U S\Documents\skripsi\korelasi.sav
	Active Dataset	DataSet1
	Filter	<none>
	Weight	<none>

	Split File	<none>
	N of Rows in Working Data File	152
Missing Value Handling	Definition of Missing	User-defined missing values are treated as missing.
	Cases Used	Statistics for each test are based on all cases with valid data for the variable(s) used in that test.
Syntax		NPAR TESTS /K-S(NORMAL)=RES_1 /MISSING ANALYSIS.
Resources	Processor Time	00:00:00,00
	Elapsed Time	00:00:00,28
	Number of Cases Allowed[a]	196608

a. Based on availability of workspace memory.

One-Sample Kolmogorov-Smirnov Test

		Unstandardized Residual
N		152
Normal Parameters[a,b]	Mean	.0000000
	Std. Deviation	7.99277744
Most Extreme Differences	Absolute	.074
	Positive	.046
	Negative	-.074
Test Statistic		.074
Asymp. Sig. (2-tailed)		.006[c]

a. Test distribution is Normal.
b. Calculated from data.
c. Lilliefors Significance Correction.

```
REGRESSION
 /MISSING LISTWISE
 /STATISTICS COEFF OUTS BCOV R ANOVA COLLIN TOL
 /CRITERIA=PIN(.05) POUT(.10)
```

```
/NOORIGIN
/DEPENDENT y
/METHOD=ENTER s e
/SAVE RESID.
```

Regression

Notes

Output Created		21-MAY-2019 21:45:13
Comments		
Input	Data	C:\Users\A S U S\Documents\skripsi\korelasi.sav
	Active Dataset	DataSet1
	Filter	<none>
	Weight	<none>
	Split File	<none>
	N of Rows in Working Data File	152
Missing Value Handling	Definition of Missing	User-defined missing values are treated as missing.
	Cases Used	Statistics are based on cases with no missing values for any variable used.
Syntax		REGRESSION /MISSING LISTWISE /STATISTICS COEFF OUTS BCOV R ANOVA COLLIN TOL /CRITERIA=PIN(.05) POUT(.10) /NOORIGIN /DEPENDENT y /METHOD=ENTER s e /SAVE RESID.
Resources	Processor Time	00:00:00,14
	Elapsed Time	00:00:04,00

	Memory Required	1724 bytes
	Additional Memory Required for Residual Plots	0 bytes
Variables Created or Modified	RES_2	Unstandardized Residual

Variables Entered/Removed[a]

Model	Variables Entered	Variables Removed	Method
1	Ekonomi, Sosial[b]	.	Enter

a. Dependent Variable: Minat
b. All requested variables entered.

Model Summary[b]

Model	R	R Square	Adjusted R Square	Std. Error of the Estimate
1	.287[a]	.083	.070	8.046

a. Predictors: (Constant), Ekonomi, Sosial
b. Dependent Variable: Minat

ANOVA[a]

Model		Sum of Squares	df	Mean Square	F	Sig.
1	Regression	868.541	2	434.270	6.708	.002[b]
	Residual	9646.558	149	64.742		
	Total	10515.099	151			

a. Dependent Variable: Minat
b. Predictors: (Constant), Ekonomi, Sosial

Coefficients[a]

Model		Unstandardized Coefficients		Standardized Coefficients	t	Sig.	Collinearity Statistics
		B	Std. Error	Beta			Tolerance
1	(Constant)	69.366	3.944		17.588	.000	
	Sosial	.205	.091	.182	2.245	.026	.933
	Ekonomi	.242	.109	.180	2.212	.028	.933

Coefficients[a]

Model		Collinearity Statistics
		VIF
1	(Constant)	
	Sosial	1.072
	Ekonomi	1.072

a. Dependent Variable: Minat

Coefficient Correlations[a]

Model			Ekonomi	Sosial
1	Correlations	Ekonomi	1.000	-.260
		Sosial	-.260	1.000
	Covariances	Ekonomi	.012	-.003
		Sosial	-.003	.008

a. Dependent Variable: Minat

Collinearity Diagnostics[a]

Model	Dimension	Eigenvalue	Condition Index	Variance Proportions		
				(Constant)	Sosial	Ekonomi
1	1	2.926	1.000	.00	.01	.00
	2	.059	7.040	.07	.99	.08
	3	.015	13.984	.92	.00	.92

a. Dependent Variable: Minat

Residuals Statistics[a]

	Minimum	Maximum	Mean	Std. Deviation	N
Predicted Value	78.04	89.25	82.64	2.398	152
Residual	-37.381	14.263	.000	7.993	152
Std. Predicted Value	-1.916	2.758	.000	1.000	152
Std. Residual	-4.646	1.773	.000	.993	152

a. Dependent Variable: Minat

```
REGRESSION
  /MISSING LISTWISE
  /CRITERIA=PIN(.05) POUT(.10)
  /NOORIGIN
  /DEPENDENT Abs_RES
  /METHOD=ENTER s e
  /SAVE RESID.
```

Regression

Notes

Output Created		21-MAY-2019 21:47:00
Comments		
Input	Data	C:\Users\A S U S\Documents\skripsi\korelasi.sav
	Active Dataset	DataSet1
	Filter	<none>
	Weight	<none>
	Split File	<none>
	N of Rows in Working Data File	152
Missing Value Handling	Definition of Missing	User-defined missing values are treated as missing.
	Cases Used	Statistics are based on cases with no missing values for any variable used.
Syntax		REGRESSION /MISSING LISTWISE /CRITERIA=PIN(.05) POUT(.10) /NOORIGIN /DEPENDENT Abs_RES /METHOD=ENTER s e /SAVE RESID.
Resources	Processor Time	00:00:00,03
	Elapsed Time	00:00:00,19
	Memory Required	1764 bytes
	Additional Memory Required for Residual Plots	0 bytes
Variables Created or Modified	RES_4	Unstandardized Residual

Variables Entered/Removed[a]

Model	Variables Entered	Variables Removed	Method

1	Ekonomi, Sosial[b]	.	Enter

a. Dependent Variable: Abs_RES
b. All requested variables entered.

Model Summary[b]

Model	R	R Square	Adjusted R Square	Std. Error of the Estimate
1	.186[a]	.035	.022	4.53380

a. Predictors: (Constant), Ekonomi, Sosial
b. Dependent Variable: Abs_RES

ANOVA[a]

Model		Sum of Squares	df	Mean Square	F	Sig.
1	Regression	109.576	2	54.788	2.665	.073[b]
	Residual	3062.744	149	20.555		
	Total	3172.320	151			

a. Dependent Variable: Abs_RES
b. Predictors: (Constant), Ekonomi, Sosial

Coefficients[a]

Model		Unstandardized Coefficients		Standardized Coefficients	t	Sig.
		B	Std. Error	Beta		
1	(Constant)	10.650	2.222		4.792	.000
	Sosial	-.093	.051	-.151	-1.817	.071
	Ekonomi	-.056	.062	-.075	-.903	.368

a. Dependent Variable: Abs_RES

Residuals Statistics[a]

	Minimum	Maximum	Mean	Std. Deviation	N
Predicted Value	4.2184	8.0621	6.5264	.85186	152
Residual	-7.02232	30.69930	.00000	4.50367	152
Std. Predicted Value	-2.709	1.803	.000	1.000	152
Std. Residual	-1.549	6.771	.000	.993	152

a. Dependent Variable: Abs_RES

```
REGRESSION
  /MISSING LISTWISE
  /CRITERIA=PIN(.05) POUT(.10)
  /NOORIGIN
  /DEPENDENT y
  /METHOD=ENTER s e
  /SAVE RESID.
```

Regression

Notes

Output Created		21-MAY-2019 21:47:23
Comments		
Input	Data	C:\Users\A S U S\Documents\skripsi\korelasi.sav
	Active Dataset	DataSet1
	Filter	<none>
	Weight	<none>
	Split File	<none>

	N of Rows in Working Data File	152
Missing Value Handling	Definition of Missing	User-defined missing values are treated as missing.
	Cases Used	Statistics are based on cases with no missing values for any variable used.
Syntax		REGRESSION /MISSING LISTWISE /CRITERIA=PIN(.05) POUT(.10) /NOORIGIN /DEPENDENT y /METHOD=ENTER s e /SAVE RESID.
Resources	Processor Time	00:00:00,11
	Elapsed Time	00:00:00,35
	Memory Required	1780 bytes
	Additional Memory Required for Residual Plots	0 bytes
Variables Created or Modified	RES_5	Unstandardized Residual

Variables Entered/Removed[a]

Model	Variables Entered	Variables Removed	Method
1	Ekonomi, Sosial[b]	.	Enter

a. Dependent Variable: Minat
b. All requested variables entered.

Model Summary[b]

Model	R	R Square	Adjusted R Square	Std. Error of the Estimate

1	.287[a]	.083	.070	8.046

a. Predictors: (Constant), Ekonomi, Sosial
b. Dependent Variable: Minat

ANOVA[a]

Model		Sum of Squares	df	Mean Square	F	Sig.
1	Regression	868.541	2	434.270	6.708	.002[b]
	Residual	9646.558	149	64.742		
	Total	10515.099	151			

a. Dependent Variable: Minat
b. Predictors: (Constant), Ekonomi, Sosial

Coefficients[a]

Model		Unstandardized Coefficients		Standardized Coefficients	t	Sig.
		B	Std. Error	Beta		
1	(Constant)	69.366	3.944		17.588	.000
	Sosial	.205	.091	.182	2.245	.026
	Ekonomi	.242	.109	.180	2.212	.028

a. Dependent Variable: Minat

Residuals Statistics[a]

	Minimum	Maximum	Mean	Std. Deviation	N
Predicted Value	78.04	89.25	82.64	2.398	152
Residual	-37.381	14.263	.000	7.993	152
Std. Predicted Value	-1.916	2.758	.000	1.000	152
Std. Residual	-4.646	1.773	.000	.993	152

a. Dependent Variable: Minat

LAMPIRAN 4. DATA HASIL PENELITIAN

KONDISI SOSIAL													
NO	**ASAL SEKOLAH**	**1**	**2**	**3**	**4**	**5**	**6**	**7**	**8**	**9**	**10**	**11**	Total
1	SMK BOPKRI 2	4	4	3	3	4	4	2	2	2	4	4	36
2	SMK BOPKRI 2	4	4	3	3	2	2	3	2	2	3	3	31
3	SMK BOPKRI 2	4	1	1	1	3	3	1	1	1	2	1	19
4	SMK BOPKRI 2	3	3	1	1	3	1	2	2	1	1	2	20
5	SMK PIRI 2	4	4	3	3	3	3	2	3	2	3	2	32
6	SMK PIRI 2	4	4	4	4	4	4	4	4	4	4	4	44
7	SMK PIRI 2	4	4	3	3	4	2	2	1	1	1	1	26
8	SMK PIRI 2	1	1	1	1	2	2	2	2	2	3	3	20
9	SMK PIRI 2	4	4	2	4	4	2	2	2	2	2	2	30
10	SMK PIRI 2	4	4	3	4	4	4	3	3	3	3	4	39
11	SMK PIRI 2	4	4	2	2	3	2	4	1	1	2	2	27
12	SMK PIRI 2	3	2	2	2	2	2	3	2	2	2	2	24
13	SMK PIRI 2	3	3	1	2	3	2	1	1	1	2	2	21
14	SMK MUH 4	4	4	4	3	2	3	4	3	3	4	4	38
15	SMK MUH 4	4	4	2	1	1	1	1	2	2	3	4	25
16	SMK MUH 4	3	3	1	3	3	1	1	1	1	2	3	22
17	SMK MUH 4	1	3	1	1	1	1	1	1	1	3	2	16
18	SMK MUH 4	4	4	4	4	4	4	4	4	3	3	2	40
19	SMK MUH 4	4	4	2	2	3	4	2	2	1	2	2	28
20	SMK MUH 4	3	2	1	1	4	1	2	1	2	3	4	24

21	SMK MUH 4	4	4	1	1	3	3	2	1	1	1	2	23
22	SMK MUH 4	3	3	1	2	1	1	1	1	1	2	3	19
23	SMK MUH 4	3	3	1	1	1	1	2	1	2	2	1	18
24	SMK MUH 4	3	3	1	2	1	1	1	1	2	1	1	17
25	SMK MUH 4	2	3	1	1	1	1	1	1	1	1	2	15
26	SMK MUH 4	3	3	1	1	1	1	1	1	1	1	1	15
27	SMK MUH 4	4	3	3	4	4	3	4	3	4	4	3	39
28	SMK MUH 4	4	4	4	3	4	4	4	4	4	4	3	42
29	SMK MUH 4	3	1	1	1	1	1	4	1	2	2	2	19
30	SMK MUH 4	1	2	4	3	2	1	4	1	1	3	3	25
31	SMK MUH 4	4	4	1	3	2	3	2	1	2	3	2	27
32	SMK MUH 4	4	4	2	1	3	3	2	2	1	2	2	26
33	SMK MUH 4	1	1	1	1	1	1	1	1	1	3	2	14
34	SMK N 4 YK	4	4	3	3	4	4	3	3	2	2	3	35
35	SMK N 4 YK	3	4	3	3	3	3	4	3	3	3	3	35
36	SMK N 4 YK	3	3	1	1	4	1	4	1	1	3	2	24
37	SMK N 4 YK	4	4	4	3	4	4	3	3	3	3	3	38
38	SMK N 4 YK	2	2	1	1	3	3	2	1	1	3	2	21
39	SMK N 4 YK	4	3	4	3	4	3	4	3	4	4	2	38
40	SMK N 4 YK	4	4	3	3	4	3	4	3	3	3	1	35
41	SMK N 4 YK	4	3	1	2	1	3	3	2	2	1	1	23
42	SMK N 4 YK	4	4	3	4	4	3	3	3	3	4	4	39
43	SMK N 4 YK	3	3	1	1	1	1	1	1	1	1	1	15
44	SMK N 4 YK	4	4	1	2	3	4	2	1	1	1	1	24
45	SMK N 4 YK	4	4	3	3	3	4	3	3	3	4	2	36

46	SMK N 4 YK	4	3	4	3	4	3	4	4	3	4	4	40
47	SMK N 4 YK	1	1	1	1	1	1	1	1	1	1	1	11
48	SMK N 4 YK	4	3	1	2	1	3	3	2	1	1	1	22
49	SMK N 4 YK	3	3	1	1	3	1	1	1	1	1	1	17
50	SMK N 4 YK	3	2	1	2	3	1	1	1	2	3	3	22
51	SMK N 4 YK	2	2	1	3	4	1	4	1	1	4	4	27
52	SMK N 4 YK	4	3	3	1	4	3	1	2	2	4	3	30
53	SMK N 4 YK	1	1	1	1	1	1	2	1	1	2	2	14
54	SMK N 4 YK	4	3	1	1	3	3	2	2	1	1	2	23
55	SMK N 4 YK	3	3	1	1	1	1	1	1	2	2	3	19
56	SMK N 4 YK	3	3	1	1	1	1	1	1	1	1	1	15
57	SMK N 4 YK	3	3	1	1	1	1	1	1	1	1	2	16
58	SMK N 4 YK	4	4	4	4	3	4	4	4	3	3	3	40
59	SMK N 4 YK	4	4	1	1	3	4	2	2	1	1	2	25
60	SMK N 4 YK	3	3	1	1	1	1	1	1	2	2	2	18
61	SMK N 4 YK	1	2	1	4	1	2	1	1	1	4	4	22
62	SMK N 4 YK	2	3	1	2	4	1	2	3	3	3	3	27
63	SMK N 4 YK	1	1	1	1	1	1	1	1	1	2	2	13
64	SMK N 4 YK	4	3	1	1	2	3	1	1	1	3	2	22
65	SMK N 4 YK	3	4	1	1	1	4	1	1	2	2	2	22
66	SMK N 4 YK	3	3	2	1	4	1	2	1	2	1	1	21
67	SMK N 4 YK	2	1	1	1	1	3	1	1	1	1	2	15
68	SMK N 4 YK	3	3	1	1	3	1	1	1	2	2	1	19
69	SMK N 4 YK	4	4	1	2	3	4	2	1	2	2	1	26
70	SMK N 4 YK	3	3	1	1	2	1	3	1	1	2	1	19

71	SMK N 4 YK	4	4	3	3	4	3	3	3	3	2	3	35
72	SMK N 4 YK	3	3	1	2	2	1	1	1	1	1	1	17
73	SMK N 4 YK	3	2	1	1	2	1	2	1	1	2	2	18
74	SMK N 4 YK	3	3	1	1	1	1	2	2	2	2	2	20
75	SMK N 4 YK	4	3	2	2	3	3	1	2	1	2	4	27
76	SMK N 4 YK	3	1	3	1	4	1	2	1	1	2	1	20
77	SMK N 4 YK	3	3	1	1	1	1	1	1	1	1	1	15
78	SMK N 4 YK	4	4	1	1	3	3	2	1	2	2	2	25
79	SMK N 4 YK	3	3	1	2	3	2	1	2	2	1	1	21
80	SMK N 4 YK	3	3	1	1	1	1	1	1	1	1	1	15
81	SMK N 4 YK	2	3	2	4	1	1	1	1	2	2	2	21
82	SMK N 4 YK	3	3	1	1	3	3	2	3	3	1	2	25
83	SMK N 4 YK	4	4	2	1	3	3	2	3	1	1	1	25
84	SMK N 4 YK	1	2	1	1	3	1	2	1	1	1	1	15
85	SMK N 4 YK	4	4	2	1	3	3	3	4	2	2	2	30
86	SMK N 4 YK	1	3	3	3	2	1	2	2	2	2	2	23
87	SMK N 4 YK	4	3	1	2	4	2	3	2	2	2	2	27
88	SMK N 4 YK	2	1	1	1	1	1	1	1	2	2	4	17
89	SMK N 4 YK	3	3	1	2	4	3	2	3	1	2	4	28
90	SMK N 4 YK	3	3	1	4	1	1	1	2	1	2	3	22
91	SMK N 4 YK	3	3	1	1	1	1	1	1	1	1	1	15
92	SMK N 4 YK	3	2	1	1	2	3	1	1	1	2	2	19
93	SMK N 4 YK	3	3	1	1	1	1	1	1	1	1	1	15
94	SMK N 4 YK	4	3	1	1	3	2	3	3	2	2	1	25
95	SMK N 4 YK	3	3	1	1	1	1	1	1	1	1	2	16

96	SMK N 4 YK	1	1	1	1	1	1	1	1	1	3	2	14
97	SMK N 4 YK	4	4	3	3	3	3	3	4	2	3	3	35
98	SMK N 4 YK	4	3	4	4	4	4	4	1	1	4	2	35
99	SMK N 4 YK	3	3	1	2	1	1	2	1	1	2	1	18
100	SMK N 4 YK	3	3	1	2	2	2	1	2	2	3	3	24
101	SMK N 4 YK	3	3	1	1	1	1	1	1	1	1	1	15
102	SMK N 4 YK	2	3	1	1	3	1	3	1	2	2	2	21
103	SMK N 4 YK	1	1	1	1	1	2	1	1	1	3	2	15
104	SMK N 4 YK	4	3	1	2	3	3	3	3	2	2	2	28
105	SMK N 4 YK	1	1	1	1	1	1	1	1	1	2	2	13
106	SMK N 4 YK	2	3	1	3	1	1	1	1	2	2	2	19
107	SMK N 6 YK	4	4	1	1	3	3	2	1	2	2	1	24
108	SMK N 6 YK	4	4	4	4	4	4	4	4	4	1	1	38
109	SMK N 6 YK	3	3	1	1	1	1	2	1	1	1	1	16
110	SMK N 6 YK	2	1	1	2	1	1	1	1	2	3	2	17
111	SMK N 6 YK	3	2	1	1	1	1	1	1	1	1	1	14
112	SMK N 6 YK	3	3	1	4	3	1	2	1	1	3	2	24
113	SMK N 6 YK	4	3	1	1	4	4	1	3	2	1	2	26
114	SMK N 6 YK	3	2	1	1	1	1	1	1	2	2	3	18
115	SMK N 6 YK	3	3	1	1	3	1	2	1	2	2	1	20
116	SMK N 6 YK	4	4	1	1	2	3	1	3	2	2	2	25
117	SMK N 6 YK	2	1	1	1	1	1	1	1	1	2	2	14
118	SMK N 6 YK	1	1	1	2	1	2	2	1	2	3	2	18
119	SMK N 6 YK	2	2	1	1	1	1	2	1	1	3	2	17
120	SMK N 6 YK	3	1	1	1	1	1	4	1	2	1	2	18

121	SMK N 6 YK	1	3	3	3	1	2	3	1	1	4	4	26
122	SMK N 6 YK	4	3	2	1	4	2	2	2	2	2	3	27
123	SMK N 6 YK	2	2	1	1	3	1	2	1	1	1	1	16
124	SMK N 6 YK	1	1	1	2	1	1	1	1	1	2	2	14
125	SMK N 6 YK	3	3	1	1	3	1	3	2	1	3	2	23
126	SMK N 6 YK	4	4	1	1	4	3	2	4	2	1	1	27
127	SMK N 6 YK	4	4	1	4	2	4	2	3	1	3	2	30
128	SMK N 6 YK	3	2	2	2	3	3	2	1	1	2	2	23
129	SMK N 6 YK	3	3	1	1	3	1	2	1	2	2	2	21
130	SMK N 6 YK	3	1	4	3	1	1	2	1	1	3	2	22
131	SMK N 6 YK	4	4	2	1	3	3	3	2	1	1	1	25
132	SMK N 6 YK	4	4	1	1	4	4	1	2	2	2	3	28
133	SMK N 6 YK	4	3	1	2	3	3	1	2	2	1	1	23
134	SMK N 6 YK	3	3	1	1	1	1	1	1	1	2	1	16
135	SMK N 6 YK	3	3	1	1	1	1	2	1	1	2	1	17
136	SMK N 6 YK	3	1	1	1	1	1	1	1	1	1	1	13
137	SMK N 6 YK	3	3	3	4	4	1	2	1	1	2	2	26
138	SMK N 6 YK	3	3	1	1	3	1	1	1	1	1	2	18
139	SMK N 6 YK	3	3	1	1	1	1	2	1	1	2	2	18
140	SMK N 6 YK	3	3	1	1	2	1	3	2	1	1	1	19
141	SMK N 6 YK	3	2	4	4	4	1	2	1	1	3	2	27
142	SMK N 6 YK	3	3	1	1	3	2	2	2	1	1	1	20
143	SMK N 6 YK	3	2	1	2	2	1	2	1	1	2	3	20
144	SMK N 6 YK	3	3	1	1	1	1	1	1	1	1	1	15
145	SMK N 6 YK	2	3	1	1	1	1	1	1	1	1	1	14

146	SMK N 6 YK	1	1	1	1	1	1	1	1	1	1	1	11
147	SMK N 6 YK	3	1	1	4	3	1	1	3	2	2	2	23
148	SMK N 6 YK	4	3	4	1	2	4	4	1	1	1	1	26
149	SMK N 6 YK	4	4	1	2	3	3	2	2	1	2	2	26
150	SMK N 6 YK	3	3	1	1	1	1	2	1	1	1	1	16
151	SMK N 6 YK	4	3	1	2	3	3	3	2	1	2	2	26
152	SMK N 6 YK	3	3	1	1	3	3	1	1	1	2	2	21

KONDISI EKONOMI																
NO	**ASAL SEKOLAH**	**12**	**13**	**14**	**15**	**16**	**17**	**18**	**19**	**20**	**21**	**22**	**23**	**24**	**25**	Total
1	SMK BOPKRI 2	2	2	1	1	4	2	2	1	1	1	2	4	1	3	27
2	SMK BOPKRI 2	3	3	2	1	3	2	1	2	1	2	2	4	3	3	32
3	SMK BOPKRI 2	4	3	3	2	3	1	1	2	2	3	4	4	3	4	39
4	SMK BOPKRI 2	3	3	1	1	4	2	1	2	1	1	2	2	3	4	30
5	SMK PIRI 2	3	3	1	2	3	2	4	2	1	3	3	4	4	3	38
6	SMK PIRI 2	3	3	1	1	2	2	2	2	1	2	3	3	1	2	28
7	SMK PIRI 2	4	1	2	1	2	1	1	2	1	3	3	3	3	4	31
8	SMK PIRI 2	2	2	1	1	3	2	2	1	1	2	3	4	1	3	28
9	SMK PIRI 2	3	3	1	1	4	2	3	2	1	3	3	4	3	4	37
10	SMK PIRI 2	3	3	2	2	4	3	2	2	2	2	2	3	3	3	36
11	SMK PIRI 2	3	2	2	1	2	4	2	2	2	3	3	4	3	3	36
12	SMK PIRI 2	3	2	1	1	2	2	2	2	1	3	3	4	4	3	33
13	SMK PIRI 2	3	3	3	2	4	3	3	3	3	2	2	4	4	3	42
14	SMK MUH 4	4	3	3	1	3	2	2	2	1	3	3	4	4	4	39
15	SMK MUH 4	3	3	3	3	3	3	2	3	2	3	3	4	2	3	40

16	SMK MUH 4	2	2	1	2	2	1	2	2	1	3	3	3	3	4	31
17	SMK MUH 4	1	1	4	1	3	3	1	1	1	1	3	1	2	3	26
18	SMK MUH 4	1	1	2	2	2	2	1	1	2	1	1	4	3	3	26
19	SMK MUH 4	4	4	4	3	4	1	2	2	1	3	4	4	4	4	44
20	SMK MUH 4	3	3	2	1	2	4	2	2	2	3	3	4	3	4	38
21	SMK MUH 4	4	3	3	2	3	1	2	2	1	3	3	4	4	4	39
22	SMK MUH 4	3	3	1	2	3	3	1	2	3	3	3	4	3	3	37
23	SMK MUH 4	3	1	3	1	3	2	1	2	2	2	3	4	3	4	34
24	SMK MUH 4	3	2	1	1	2	2	1	2	1	2	2	4	3	3	29
25	SMK MUH 4	3	2	2	2	3	3	4	3	1	2	3	3	3	3	37
26	SMK MUH 4	2	4	1	3	2	2	1	2	1	3	3	4	3	3	34
27	SMK MUH 4	2	2	2	1	4	1	1	2	1	2	3	4	3	3	31
28	SMK MUH 4	4	4	3	3	3	3	3	3	2	2	3	4	4	4	45
29	SMK MUH 4	2	1	1	1	4	1	1	2	1	2	3	4	2	4	29
30	SMK MUH 4	2	2	1	1	3	2	1	2	2	1	3	4	2	2	28
31	SMK MUH 4	3	3	1	1	4	3	2	2	1	3	3	4	3	4	37
32	SMK MUH 4	4	4	3	2	3	1	2	2	1	3	3	4	3	4	39
33	SMK MUH 4	2	2	1	1	4	3	1	1	1	1	3	4	3	4	31
34	SMK N 4 YK	4	3	4	2	4	2	1	3	1	3	4	4	3	4	42
35	SMK N 4 YK	3	3	2	2	4	3	2	2	2	2	3	4	3	3	38
36	SMK N 4 YK	3	2	2	1	2	1	1	2	1	2	3	4	3	3	30
37	SMK N 4 YK	3	3	1	1	4	2	1	2	1	2	2	4	3	4	33
38	SMK N 4 YK	3	2	3	1	2	2	1	2	2	3	3	4	4	4	36
39	SMK N 4 YK	2	2	1	1	4	2	2	1	1	2	2	4	3	3	30
40	SMK N 4 YK	3	3	1	1	2	2	2	2	1	3	2	1	2	3	28

41	SMK N 4 YK	3	3	2	2	4	2	2	2	2	2	3	4	3	4	38
42	SMK N 4 YK	4	4	3	3	4	3	2	3	2	3	3	3	3	4	44
43	SMK N 4 YK	3	3	2	1	3	1	1	2	1	1	2	4	3	3	30
44	SMK N 4 YK	3	3	4	4	4	1	1	2	2	3	4	3	3	3	40
45	SMK N 4 YK	4	4	2	2	3	3	2	2	2	3	4	3	4	4	42
46	SMK N 4 YK	4	3	1	1	4	1	2	1	1	2	3	1	2	4	30
47	SMK N 4 YK	2	1	1	1	2	1	1	2	1	4	2	4	3	3	28
48	SMK N 4 YK	4	2	4	2	3	2	2	2	1	3	3	4	4	4	40
49	SMK N 4 YK	3	3	2	2	3	2	1	2	2	3	3	4	3	3	36
50	SMK N 4 YK	3	4	2	3	3	1	1	4	1	2	2	4	3	3	36
51	SMK N 4 YK	2	1	2	1	3	1	1	1	1	2	2	1	3	4	25
52	SMK N 4 YK	3	3	1	2	3	3	3	2	1	3	3	4	3	3	37
53	SMK N 4 YK	3	3	2	1	2	2	2	2	1	3	3	4	4	3	35
54	SMK N 4 YK	4	3	4	2	3	3	2	2	2	3	4	4	4	4	44
55	SMK N 4 YK	2	1	1	1	4	2	1	2	1	2	3	1	3	3	27
56	SMK N 4 YK	3	2	1	1	4	2	2	2	1	3	2	4	3	3	33
57	SMK N 4 YK	3	1	2	1	2	1	1	2	1	2	3	4	3	3	29
58	SMK N 4 YK	4	3	3	3	3	2	3	3	2	3	3	4	3	4	43
59	SMK N 4 YK	4	3	4	3	4	1	2	2	1	3	4	4	4	4	43
60	SMK N 4 YK	2	2	2	2	4	3	2	3	2	4	4	2	4	4	40
61	SMK N 4 YK	2	2	1	1	2	1	1	1	1	1	2	4	2	3	24
62	SMK N 4 YK	3	2	2	1	4	3	2	3	1	2	2	4	3	3	35
63	SMK N 4 YK	2	2	1	1	4	1	1	2	1	1	3	4	3	3	29
64	SMK N 4 YK	2	3	4	4	4	3	3	2	1	2	2	4	3	3	40
65	SMK N 4 YK	2	2	2	2	3	2	2	2	1	3	3	4	3	3	34

66	SMK N 4 YK	1	1	1	1	2	1	1	2	1	2	2	1	3	4	23
67	SMK N 4 YK	3	3	2	3	4	4	3	1	2	2	3	4	3	3	40
68	SMK N 4 YK	3	1	3	2	3	2	1	2	1	3	3	4	4	4	36
69	SMK N 4 YK	4	4	4	3	3	1	2	2	1	3	4	4	4	4	43
70	SMK N 4 YK	2	3	2	1	2	2	1	2	1	2	2	3	3	3	29
71	SMK N 4 YK	2	1	1	1	4	1	2	1	1	1	3	4	3	3	28
72	SMK N 4 YK	3	3	1	1	3	3	3	2	1	3	3	4	3	4	37
73	SMK N 4 YK	2	2	1	1	4	1	2	2	1	2	1	4	3	3	29
74	SMK N 4 YK	3	2	2	1	3	2	1	2	1	2	3	4	3	3	32
75	SMK N 4 YK	3	3	3	2	3	4	3	2	3	4	4	4	3	3	44
76	SMK N 4 YK	3	1	2	1	2	1	1	2	1	2	4	4	3	3	30
77	SMK N 4 YK	3	1	3	2	2	2	1	2	1	3	3	4	3	4	34
78	SMK N 4 YK	4	3	4	3	3	2	1	2	1	3	3	4	3	4	40
79	SMK N 4 YK	4	3	2	2	3	3	3	3	1	2	3	4	3	3	39
80	SMK N 4 YK	3	2	3	2	2	1	1	2	1	3	3	4	3	4	34
81	SMK N 4 YK	3	3	2	1	3	1	2	2	2	3	2	3	3	3	33
82	SMK N 4 YK	2	2	2	1	4	1	2	2	1	4	4	4	3	4	36
83	SMK N 4 YK	4	3	4	2	4	1	3	3	1	3	4	4	4	4	44
84	SMK N 4 YK	3	3	2	1	3	2	2	2	2	3	3	4	2	4	36
85	SMK N 4 YK	4	3	4	3	3	3	3	2	2	3	3	4	3	3	43
86	SMK N 4 YK	3	3	1	1	2	2	2	2	2	3	3	4	4	3	35
87	SMK N 4 YK	3	2	1	1	4	2	2	1	1	2	3	4	3	3	32
88	SMK N 4 YK	3	3	2	2	2	2	2	2	2	3	3	3	3	3	35
89	SMK N 4 YK	3	2	3	2	2	2	1	2	1	2	3	4	3	4	34
90	SMK N 4 YK	3	3	3	4	3	3	3	2	3	4	4	4	4	4	47

91	SMK N 4 YK	3	3	2	1	4	2	2	2	1	3	2	1	4	4	34
92	SMK N 4 YK	3	3	1	1	3	1	1	2	1	3	3	4	4	4	34
93	SMK N 4 YK	3	2	3	1	3	2	1	2	1	3	3	4	4	4	36
94	SMK N 4 YK	4	3	4	3	3	3	2	2	2	4	4	4	4	4	46
95	SMK N 4 YK	2	2	4	4	4	2	2	1	3	3	3	4	2	4	40
96	SMK N 4 YK	3	3	2	1	3	1	2	2	1	2	3	4	3	3	33
97	SMK N 4 YK	4	4	4	4	3	3	3	2	2	4	4	4	4	4	49
98	SMK N 4 YK	4	4	3	2	4	4	3	2	3	3	4	4	3	4	47
99	SMK N 4 YK	3	2	2	1	2	2	1	2	1	3	3	4	3	3	32
100	SMK N 4 YK	3	3	3	3	3	3	3	2	2	3	4	4	3	3	42
101	SMK N 4 YK	3	3	1	2	3	2	2	2	1	3	3	4	3	4	36
102	SMK N 4 YK	2	1	2	1	2	2	2	1	1	2	2	4	3	3	28
103	SMK N 4 YK	3	1	3	1	2	1	1	2	1	3	3	4	4	3	32
104	SMK N 4 YK	4	3	4	2	3	3	2	2	2	3	3	4	3	3	41
105	SMK N 4 YK	2	1	1	1	2	4	2	2	1	2	3	4	3	3	31
106	SMK N 4 YK	1	1	1	1	4	1	1	2	1	1	2	4	3	2	25
107	SMK N 6 YK	4	3	4	4	4	1	1	3	2	3	4	4	4	4	45
108	SMK N 6 YK	3	3	4	3	3	4	3	4	3	4	4	4	4	4	50
109	SMK N 6 YK	3	3	1	1	3	2	2	3	1	3	3	4	3	4	36
110	SMK N 6 YK	3	1	1	2	2	2	2	2	1	3	3	4	3	3	32
111	SMK N 6 YK	3	2	2	1	2	2	2	2	1	2	3	3	3	3	31
112	SMK N 6 YK	4	4	4	3	3	2	3	2	2	3	4	4	4	4	46
113	SMK N 6 YK	4	4	3	3	4	3	2	2	3	4	4	4	4	4	48
114	SMK N 6 YK	2	1	1	1	2	2	1	2	1	2	1	1	2	3	22
115	SMK N 6 YK	3	1	2	1	3	2	1	2	1	2	3	4	3	4	32

116	SMK N 6 YK	4	3	4	3	3	2	1	2	1	3	4	4	4	4	42
117	SMK N 6 YK	3	1	1	1	2	2	1	2	1	1	1	3	2	3	24
118	SMK N 6 YK	3	1	1	1	3	2	2	2	1	3	3	4	3	3	32
119	SMK N 6 YK	3	3	1	2	4	2	1	2	2	2	2	3	2	3	32
120	SMK N 6 YK	2	2	1	1	4	1	1	1	1	3	2	4	3	4	30
121	SMK N 6 YK	3	3	2	2	4	2	1	2	2	3	4	4	3	3	38
122	SMK N 6 YK	3	1	3	2	2	2	1	2	1	2	3	4	4	4	34
123	SMK N 6 YK	2	1	1	1	2	2	2	2	1	1	2	3	2	3	25
124	SMK N 6 YK	4	3	3	1	3	2	2	2	2	3	3	4	4	4	40
125	SMK N 6 YK	2	1	1	1	3	4	1	2	1	1	2	2	3	4	28
126	SMK N 6 YK	4	4	3	3	3	3	3	4	2	4	4	4	4	4	49
127	SMK N 6 YK	3	4	1	1	1	1	2	2	1	1	1	4	3	4	29
128	SMK N 6 YK	3	1	3	2	2	2	2	2	1	3	3	4	4	4	36
129	SMK N 6 YK	3	3	1	1	4	2	1	2	4	4	4	4	4	4	41
130	SMK N 6 YK	3	3	2	3	3	3	3	2	1	3	3	4	3	4	40
131	SMK N 6 YK	4	4	4	2	3	1	2	2	1	3	4	4	4	4	42
132	SMK N 6 YK	4	4	3	3	4	2	2	4	3	4	4	4	4	4	49
133	SMK N 6 YK	3	3	1	1	4	3	3	3	1	3	3	3	3	3	37
134	SMK N 6 YK	3	1	2	1	2	1	1	2	1	2	3	4	3	3	29
135	SMK N 6 YK	3	1	2	1	2	1	1	2	1	2	3	4	3	3	29
136	SMK N 6 YK	3	3	4	4	4	1	1	3	1	2	3	4	3	3	39
137	SMK N 6 YK	3	3	2	1	3	1	1	2	1	2	3	4	4	4	34
138	SMK N 6 YK	3	1	1	1	2	3	2	3	1	2	3	4	3	3	32
139	SMK N 6 YK	3	1	2	1	3	3	1	2	1	2	3	4	3	3	32
140	SMK N 6 YK	3	2	3	1	3	1	1	2	1	3	2	4	3	4	33

141	SMK N 6 YK	3	1	1	1	2	1	1	2	1	1	3	4	3	4	28
142	SMK N 6 YK	3	2	3	1	2	2	1	2	1	3	3	4	3	4	34
143	SMK N 6 YK	3	2	1	1	2	2	2	2	1	2	2	3	2	3	28
144	SMK N 6 YK	3	1	3	2	3	2	1	2	1	2	3	4	3	4	34
145	SMK N 6 YK	3	3	3	3	4	2	2	1	1	4	3	4	3	4	40
146	SMK N 6 YK	3	4	1	3	4	2	1	2	1	2	3	3	3	3	35
147	SMK N 6 YK	3	3	4	4	4	2	1	2	1	2	3	4	3	2	38
148	SMK N 6 YK	4	3	4	2	4	2	4	2	1	4	3	4	3	4	44
149	SMK N 6 YK	4	3	4	2	3	1	2	2	1	3	4	4	4	4	41
150	SMK N 6 YK	3	1	1	1	2	2	1	2	2	2	2	4	3	3	29
151	SMK N 6 YK	2	1	1	1	2	2	1	2	1	2	2	4	2	4	27
152	SMK N 6 YK	4	3	4	3	3	2	1	2	1	3	3	4	3	4	40

MINAT BERWIRAUSAHA																										
		SKOR PERNYATAAN																								
No	ASAL SEKOLAH	1	2	3	4	5	6	7	8	9	10	11	12	13	14	15	16	17	18	19	20	21	22	23	24	
1	SMK BOPKRI 2	4	4	4	4	4	3	4	4	4	3	4	4	3	3	3	3	3	3	3	2	3	3	3	3	81
2	SMK BOPKRI 2	4	4	4	3	4	4	4	4	4	3	2	3	3	2	4	4	3	3	3	4	4	4	4	2	83
3	SMK BOPKRI 2	3	3	3	3	3	1	3	3	3	1	3	3	3	3	4	4	4	4	1	4	4	4	4	4	75
4	SMK BOPKRI 2	3	3	3	3	3	2	3	3	3	2	4	4	4	4	3	3	3	3	2	3	3	3	3	3	73
5	SMK PIRI 2	3	3	3	3	3	2	3	3	3	1	3	3	3	3	4	3	2	4	2	3	4	3	4	4	72
6	SMK PIRI 2	3	3	3	3	3	3	3	4	3	3	3	3	3	2	2	3	3	3	3	3	3	3	3	3	71
7	SMK PIRI 2	3	3	3	3	3	3	4	3	3	3	3	3	3	3	3	3	4	4	2	3	3	4	3	3	75
8	SMK PIRI 2	2	3	3	3	3	2	3	3	3	2	3	3	3	2	3	3	3	3	2	3	2	3	3	3	66
9	SMK PIRI 2	4	4	4	4	4	4	4	4	4	4	4	4	4	1	4	4	4	4	4	4	4	3	4	4	92

10	SMK PIRI 2	3	4	4	3	3	4	3	4	3	3	4	4	4	3	4	4	4	4	4	4	4	4	4	4	89
11	SMK PIRI 2	3	3	3	3	3	4	4	3	3	4	3	4	3	3	4	4	4	4	3	3	4	3	3	3	81
12	SMK PIRI 2	3	3	4	3	4	4	4	4	3	3	3	4	4	2	4	3	4	4	2	3	3	4	3	3	81
13	SMK PIRI 2	3	3	4	3	3	3	3	3	3	3	4	4	4	4	4	3	3	3	1	4	3	4	4	3	79
14	SMK MUH 4	4	4	4	4	4	4	4	4	4	4	4	4	4	4	4	4	4	4	4	3	4	4	4	3	94
15	SMK MUH 4	3	3	3	3	3	4	4	4	4	4	4	4	4	4	4	4	4	4	4	4	4	4	4	4	91
16	SMK MUH 4	4	4	4	3	4	4	4	4	4	3	3	4	4	2	3	4	3	3	3	3	4	4	4	2	84
17	SMK MUH 4	3	3	3	3	3	3	4	4	2	3	4	4	3	2	3	3	2	2	3	2	4	2	2	3	70
18	SMK MUH 4	4	4	4	4	4	4	4	4	4	4	4	4	4	4	4	4	4	3	4	4	4	2	3	1	89
19	SMK MUH 4	3	3	3	3	3	3	3	3	3	2	3	3	3	3	3	3	3	3	3	3	3	3	3	3	71
20	SMK MUH 4	3	3	3	3	3	3	3	3	4	2	3	4	4	2	3	4	4	3	3	4	4	4	3	2	77
21	SMK MUH 4	3	3	4	3	4	3	3	3	3	4	3	3	3	2	3	3	3	4	3	3	3	3	3	3	75
22	SMK MUH 4	2	3	3	3	3	3	3	3	3	3	3	3	3	2	3	4	3	3	2	4	3	4	4	2	72
23	SMK MUH 4	3	3	3	3	3	3	3	3	3	2	3	4	3	1	3	3	3	3	3	3	3	3	3	3	70
24	SMK MUH 4	3	3	4	4	3	3	4	3	4	2	3	4	2	2	3	4	4	4	3	3	3	3	3	3	77
25	SMK MUH 4	3	3	4	3	3	3	3	3	3	4	3	3	3	1	3	3	3	3	3	3	4	4	3	3	74
26	SMK MUH 4	3	4	4	4	3	1	3	3	2	3	4	4	3	4	2	4	4	2	3	3	4	2	2	2	73
27	SMK MUH 4	4	4	4	4	4	3	4	4	4	3	4	4	4	3	3	3	3	3	2	3	4	4	4	3	85
28	SMK MUH 4	4	4	4	4	4	4	4	4	4	4	2	4	4	4	4	4	4	4	4	4	4	3	2	3	90
29	SMK MUH 4	3	3	3	3	3	3	3	3	2	2	4	3	4	3	3	4	3	3	4	3	2	3	3	3	73
30	SMK MUH 4	3	3	3	3	3	3	3	3	3	3	3	4	3	1	4	3	4	3	2	3	4	3	4	3	74
31	SMK MUH 4	3	3	3	3	3	3	3	3	3	3	4	3	2	2	4	4	3	3	2	4	4	4	4	3	76
32	SMK MUH 4	3	3	3	3	3	3	2	3	3	3	3	3	3	3	3	3	3	3	2	3	3	3	3	3	70
33	SMK MUH 4	3	3	3	3	3	2	3	3	3	2	3	3	3	3	3	3	3	3	2	3	3	3	3	3	69
34	SMK N 4 YK	4	3	3	4	3	2	4	4	4	3	4	3	4	3	3	3	3	3	3	4	4	4	4	4	83

35	SMK N 4 YK	4	4	4	4	2	4	4	4	4	4	4	4	3	3	4	4	4	4	4	3	3	3	2	2	85
36	SMK N 4 YK	3	3	3	3	3	3	3	3	3	2	3	3	3	2	3	3	3	3	2	3	3	3	3	3	69
37	SMK N 4 YK	3	4	4	4	4	4	3	3	4	3	4	4	4	2	4	4	4	4	2	4	4	4	4	4	88
38	SMK N 4 YK	1	1	1	1	1	1	1	1	2	1	2	1	2	2	1	3	3	3	2	3	3	3	3	3	45
39	SMK N 4 YK	4	4	4	4	3	3	3	3	3	3	3	3	3	3	4	4	4	3	3	4	4	4	4	3	83
40	SMK N 4 YK	4	4	4	4	4	4	4	4	4	4	4	4	4	4	4	4	3	3	2	3	3	4	3	2	87
41	SMK N 4 YK	3	4	4	3	4	4	3	4	3	3	4	3	4	3	3	3	4	4	2	4	4	4	4	4	85
42	SMK N 4 YK	4	4	4	4	4	4	4	4	4	4	4	4	4	4	4	4	4	4	4	3	3	3	3	3	91
43	SMK N 4 YK	3	3	3	3	3	3	3	3	3	3	3	3	3	3	3	3	3	4	2	3	3	3	4	3	73
44	SMK N 4 YK	3	3	4	3	3	3	4	4	3	4	3	4	3	3	4	4	4	4	4	4	4	4	4	4	87
45	SMK N 4 YK	4	4	4	4	4	4	4	4	4	4	4	4	4	4	4	4	4	4	4	4	4	4	3	3	94
46	SMK N 4 YK	3	4	4	3	4	3	4	4	4	4	4	4	4	1	4	4	4	4	4	4	4	4	4	4	90
47	SMK N 4 YK	4	4	4	4	4	4	4	4	4	4	4	4	4	2	4	4	4	4	2	2	3	3	3	4	87
48	SMK N 4 YK	4	3	3	3	4	3	3	3	3	4	3	4	3	2	3	3	4	3	3	3	4	4	2	2	76
49	SMK N 4 YK	4	4	4	4	4	4	4	4	4	2	4	4	4	2	4	4	4	4	3	3	3	3	3	3	86
50	SMK N 4 YK	3	3	3	3	3	2	3	3	3	2	3	3	4	4	4	3	3	3	2	3	3	3	3	3	72
51	SMK N 4 YK	3	3	4	3	3	3	3	4	3	3	4	4	4	2	3	4	3	3	3	3	4	4	4	3	80
52	SMK N 4 YK	3	3	3	3	3	3	3	3	3	3	3	3	4	2	4	4	4	4	1	4	4	4	4	4	79
53	SMK N 4 YK	3	3	3	3	3	3	3	3	3	2	3	3	3	3	3	3	3	3	2	3	3	3	2	3	69
54	SMK N 4 YK	3	3	4	4	4	3	4	4	3	3	4	4	4	4	4	3	3	3	1	3	3	3	3	3	80
55	SMK N 4 YK	4	4	4	4	4	4	4	4	4	4	4	4	4	2	4	4	4	4	4	3	3	3	3	2	88
56	SMK N 4 YK	3	3	3	3	4	4	3	3	3	3	3	3	3	2	3	3	4	4	2	4	4	4	3	4	78
57	SMK N 4 YK	4	4	4	4	4	4	4	4	4	2	4	4	4	2	4	4	4	4	4	4	4	4	2	2	88
58	SMK N 4 YK	3	3	4	4	4	4	4	4	4	4	4	4	4	4	4	4	4	4	4	4	4	4	4	4	94
59	SMK N 4 YK	4	4	4	4	4	4	4	4	3	2	4	4	4	4	4	4	3	4	2	4	4	4	4	4	90

60	SMK N 4 YK	4	4	4	4	4	4	4	4	4	4	4	4	4	4	4	4	4	4	2	4	4	3	3	4	92
61	SMK N 4 YK	3	3	4	3	3	3	3	3	3	1	3	3	3	4	4	4	4	4	4	4	4	4	4	4	82
62	SMK N 4 YK	4	4	4	4	4	4	4	4	4	2	3	4	4	3	3	3	4	4	3	3	4	4	4	4	88
63	SMK N 4 YK	3	3	4	3	3	3	4	3	4	3	3	3	4	2	3	3	3	3	2	3	3	2	3	3	73
64	SMK N 4 YK	3	4	4	4	4	4	4	4	4	2	4	4	4	3	3	4	3	3	2	4	4	4	3	3	85
65	SMK N 4 YK	3	4	4	4	3	3	3	4	3	1	4	3	4	4	4	4	3	4	2	4	4	4	4	4	84
66	SMK N 4 YK	4	4	4	4	4	4	4	4	4	3	4	4	4	4	4	4	4	4	4	4	4	4	4	2	93
67	SMK N 4 YK	3	3	4	4	3	4	3	4	3	3	3	4	4	2	4	3	3	3	3	4	4	4	3	3	81
68	SMK N 4 YK	4	4	4	4	4	4	4	4	4	4	4	4	3	4	3	3	3	4	2	3	3	4	3	3	86
69	SMK N 4 YK	3	3	3	3	3	3	3	3	3	3	3	3	3	1	3	3	3	3	3	3	3	4	3	3	71
70	SMK N 4 YK	3	3	4	3	3	4	3	3	2	3	4	4	4	2	4	4	1	4	4	4	4	4	4	4	82
71	SMK N 4 YK	4	4	4	4	4	4	4	4	4	4	4	4	4	4	4	4	4	4	4	4	4	4	3	3	94
72	SMK N 4 YK	4	4	4	2	4	4	4	4	4	4	4	4	4	1	4	4	4	4	1	4	4	4	4	4	88
73	SMK N 4 YK	4	4	4	4	4	4	4	4	4	4	4	4	4	2	4	4	2	4	4	4	4	4	4	3	91
74	SMK N 4 YK	4	3	4	3	4	3	3	4	2	4	4	4	4	4	4	4	4	4	4	4	4	4	4	4	90
75	SMK N 4 YK	4	4	4	3	3	3	4	4	4	4	4	4	4	4	4	4	4	4	3	4	4	4	4	4	92
76	SMK N 4 YK	4	4	4	4	3	4	4	4	3	4	4	4	4	2	4	3	4	4	3	4	3	3	4	4	88
77	SMK N 4 YK	3	3	4	3	3	4	3	3	3	3	3	4	3	4	3	3	4	4	4	4	4	4	4	3	83
78	SMK N 4 YK	4	3	4	3	4	4	4	4	4	4	4	4	4	3	4	4	4	3	3	4	4	4	4	4	91
79	SMK N 4 YK	3	4	3	4	3	3	3	3	4	3	3	4	3	4	3	3	4	4	3	3	3	4	3	4	81
80	SMK N 4 YK	3	4	4	3	3	3	3	3	3	3	4	4	3	3	3	3	3	4	3	3	3	3	3	2	76
81	SMK N 4 YK	4	3	4	4	4	4	4	4	4	4	4	3	4	3	3	4	3	3	3	3	4	3	3	4	86
82	SMK N 4 YK	4	3	4	4	3	3	4	4	3	3	3	4	3	4	3	3	4	3	4	3	4	3	4	4	84
83	SMK N 4 YK	4	4	3	4	3	4	4	4	4	4	4	4	4	4	4	4	4	4	4	4	4	4	4	4	94
84	SMK N 4 YK	4	4	4	4	4	4	4	4	4	1	4	4	4	4	4	4	4	4	4	4	4	4	4	4	93

85	SMK N 4 YK	4	4	3	4	3	3	4	4	4	3	4	4	4	2	4	4	4	3	3	4	3	3	3	4	85
86	SMK N 4 YK	4	3	4	3	4	3	4	4	4	2	4	4	4	4	4	4	3	4	3	3	4	4	4	3	87
87	SMK N 4 YK	4	3	4	4	3	4	3	3	4	2	3	4	3	3	3	3	3	3	3	3	3	3	3	4	78
88	SMK N 4 YK	4	4	4	4	4	4	4	4	2	3	4	4	3	4	4	4	3	4	3	3	4	4	4	3	88
89	SMK N 4 YK	4	3	4	3	4	4	4	4	3	2	4	3	4	3	4	3	4	3	4	3	4	3	3	3	83
90	SMK N 4 YK	4	4	3	4	3	3	4	3	4	3	3	4	4	3	4	3	4	3	3	3	4	3	4	3	83
91	SMK N 4 YK	4	3	4	3	3	4	4	3	4	2	3	4	3	4	3	3	3	4	3	3	4	3	4	3	81
92	SMK N 4 YK	4	3	4	3	3	4	4	3	4	2	4	4	4	4	4	4	3	4	3	3	4	3	4	3	85
93	SMK N 4 YK	4	3	4	4	4	4	4	4	4	4	4	4	4	3	4	3	3	3	2	3	4	4	4	3	87
94	SMK N 4 YK	4	4	3	4	3	3	3	3	3	3	3	3	3	3	3	3	3	4	3	4	4	4	4	4	81
95	SMK N 4 YK	4	3	4	3	4	3	4	3	4	2	4	3	4	3	4	3	4	4	1	3	4	3	3	4	81
96	SMK N 4 YK	3	4	4	3	3	3	4	4	3	4	2	3	3	2	4	4	4	4	2	3	3	4	3	2	78
97	SMK N 4 YK	4	4	3	4	4	3	4	4	4	3	4	4	4	3	4	4	4	3	3	4	4	4	4	4	90
98	SMK N 4 YK	4	4	4	3	3	2	4	4	4	3	4	4	4	3	3	3	3	3	3	3	3	3	3	3	80
99	SMK N 4 YK	4	3	4	3	2	3	3	3	3	4	3	4	3	3	3	3	3	3	2	3	3	3	3	3	74
100	SMK N 4 YK	4	4	4	4	2	2	4	4	4	4	4	4	4	2	4	4	4	4	4	4	4	4	4	4	90
101	SMK N 4 YK	4	4	4	2	4	4	4	4	4	4	4	4	4	4	4	4	4	4	3	3	4	3	4	3	90
102	SMK N 4 YK	4	3	3	3	2	3	4	3	3	3	3	4	3	3	4	3	3	3	4	4	4	3	4	3	79
103	SMK N 4 YK	3	4	4	3	2	3	2	3	3	4	4	4	4	4	4	4	4	4	4	2	4	4	4	4	85
104	SMK N 4 YK	4	4	4	4	4	3	4	4	4	3	4	4	4	4	4	4	3	3	3	4	4	4	4	3	90
105	SMK N 4 YK	4	4	4	4	4	4	4	4	4	4	4	4	4	4	4	4	4	3	3	2	4	3	3	2	88
106	SMK N 4 YK	3	3	3	3	3	3	3	3	3	2	3	3	3	2	3	4	3	3	3	3	4	4	3	3	73
107	SMK N 6 YK	4	4	4	2	4	4	4	4	4	2	4	4	4	3	4	4	4	4	2	4	4	4	4	4	89
108	SMK N 6 YK	3	4	4	4	4	4	4	4	3	4	4	4	4	4	4	4	4	4	4	4	4	4	4	4	94
109	SMK N 6 YK	4	4	4	4	4	4	4	4	4	4	4	4	4	4	4	4	4	3	2	4	4	4	2	4	91

110	SMK N 6 YK	3	4	4	3	4	3	3	3	3	3	4	3	2	3	3	3	3	3	2	3	4	3	1	2	72
111	SMK N 6 YK	4	4	4	4	4	4	4	4	4	4	4	4	4	4	4	4	4	4	4	4	4	4	3	3	94
112	SMK N 6 YK	4	4	4	4	4	2	4	4	4	4	4	4	4	4	4	4	4	4	4	4	4	4	4	4	94
113	SMK N 6 YK	3	4	4	4	4	4	4	4	4	4	4	4	4	4	4	4	4	4	4	4	4	4	4	2	93
114	SMK N 6 YK	4	4	4	4	4	4	4	4	4	4	4	4	4	4	4	4	4	4	4	3	3	3	2	1	88
115	SMK N 6 YK	3	4	4	3	3	3	3	4	4	4	4	4	4	4	4	4	4	4	3	3	3	4	4	1	85
116	SMK N 6 YK	4	4	4	1	4	4	4	4	2	4	4	4	4	4	4	4	4	4	4	4	4	4	4	1	88
117	SMK N 6 YK	3	3	3	3	3	1	3	3	3	3	3	4	2	2	2	2	1	3	4	3	3	3	3	1	64
118	SMK N 6 YK	4	4	3	3	2	1	4	3	4	4	4	4	4	1	4	4	3	4	1	4	4	4	3	1	77
119	SMK N 6 YK	4	4	4	4	4	4	4	4	4	4	4	4	4	4	4	4	4	4	4	4	4	4	4	2	94
120	SMK N 6 YK	4	4	4	4	4	4	4	4	4	4	4	4	3	4	4	4	4	4	3	4	4	4	4	3	93
121	SMK N 6 YK	4	4	3	2	2	2	4	4	4	3	4	4	3	3	3	3	3	3	4	2	3	3	3	3	76
122	SMK N 6 YK	4	4	4	4	3	2	3	3	3	2	3	3	3	3	3	3	3	2	3	2	4	4	3	4	75
123	SMK N 6 YK	3	4	4	4	4	4	2	4	3	4	2	3	2	2	4	4	3	2	4	4	3	4	4	4	81
124	SMK N 6 YK	4	4	3	4	2	2	4	3	3	2	3	4	4	4	4	4	3	4	3	3	4	4	4	4	83
125	SMK N 6 YK	4	3	3	3	2	3	3	2	3	3	3	4	4	4	3	4	3	2	1	2	4	4	4	4	75
126	SMK N 6 YK	4	4	4	4	4	4	4	4	4	4	4	4	4	4	4	4	4	3	3	3	4	3	4	4	92
127	SMK N 6 YK	4	4	4	4	4	4	4	4	4	4	4	4	4	4	4	4	4	3	2	4	4	4	4	3	92
128	SMK N 6 YK	4	4	4	4	4	4	4	4	4	4	4	4	4	2	4	4	3	2	2	3	4	4	3	4	87
129	SMK N 6 YK	4	4	4	4	4	4	4	4	4	4	3	4	4	2	4	3	4	4	3	4	3	3	4	3	88
130	SMK N 6 YK	4	4	4	4	4	4	4	4	4	4	4	4	4	2	4	4	4	4	4	4	4	4	4	4	94
131	SMK N 6 YK	4	4	4	4	4	4	4	4	4	2	4	4	4	2	4	4	4	4	4	4	4	4	4	4	92
132	SMK N 6 YK	4	4	4	4	4	4	4	4	4	3	4	4	4	4	4	4	4	4	3	3	3	3	3	3	89
133	SMK N 6 YK	3	3	3	3	3	3	4	4	4	4	3	3	3	2	3	4	4	4	4	4	3	3	3	4	81
134	SMK N 6 YK	3	3	4	3	2	2	3	3	2	3	4	3	4	4	4	4	4	4	4	4	4	4	4	2	81

135	SMK N 6 YK	4	4	4	4	4	1	4	4	4	4	4	4	4	4	4	4	4	4	4	4	4	4	4	4	93
136	SMK N 6 YK	4	4	4	4	4	4	4	4	4	4	4	4	4	4	4	4	4	4	2	4	4	4	4	4	94
137	SMK N 6 YK	4	3	3	3	4	4	4	4	4	4	4	4	4	4	4	4	4	4	2	4	4	4	4	4	91
138	SMK N 6 YK	4	4	4	4	2	4	4	4	4	4	4	4	4	4	3	3	3	3	2	3	4	3	3	3	84
139	SMK N 6 YK	3	3	3	3	3	3	3	3	3	3	3	3	3	3	3	3	3	3	3	2	3	3	3	2	70
140	SMK N 6 YK	4	4	4	3	2	4	4	4	4	4	3	4	4	4	4	4	4	4	4	4	4	3	4	2	89
141	SMK N 6 YK	3	3	3	3	3	3	3	3	3	2	3	3	3	3	3	3	3	3	3	3	3	3	3	3	71
142	SMK N 6 YK	4	4	4	4	4	4	4	4	4	4	4	4	3	2	4	3	4	4	3	3	4	3	4	3	88
143	SMK N 6 YK	4	3	4	2	3	3	3	3	3	3	4	4	4	2	3	3	3	3	3	3	3	4	2	3	75
144	SMK N 6 YK	3	3	4	3	3	3	3	3	3	3	3	3	3	3	3	3	3	3	2	3	4	3	3	2	72
145	SMK N 6 YK	3	3	3	3	2	3	3	3	3	2	3	3	3	3	3	3	3	3	3	3	3	3	3	3	70
146	SMK N 6 YK	4	4	4	2	2	1	4	4	4	2	4	4	4	2	4	4	4	2	2	2	4	3	4	3	77
147	SMK N 6 YK	3	3	3	3	3	3	3	3	3	3	3	4	3	3	3	4	3	3	3	3	3	3	3	3	74
148	SMK N 6 YK	3	3	3	3	3	3	3	3	3	3	3	3	3	3	3	3	3	3	3	3	4	3	3	3	73
149	SMK N 6 YK	4	3	4	3	4	3	4	4	4	3	4	4	3	2	4	4	3	2	4	4	4	4	4	3	85
150	SMK N 6 YK	4	4	4	4	4	4	4	4	4	4	4	4	4	4	4	3	4	4	4	3	3	3	3	3	90
151	SMK N 6 YK	4	3	4	4	4	4	4	4	4	4	4	4	4	4	4	4	4	3	3	4	4	3	3	3	90
152	SMK N 6 YK	4	4	4	3	4	4	4	4	4	4	4	4	4	4	4	4	4	4	4	4	3	4	3	1	90

LAMPIRAN 5. SURAT-SURAT

1. Surat izin penelitian
2. Surat permohonan kesediaan uji validasi
3. Keterangan validitas instrument penelitian
4. Surat keterangan penelitian