THE RELATIONSHIP BETWEEN PARENTS` EDUCATION LEVEL AND STUDENTS`MOTIVATION TOWARD STUDENTS` INTEREST IN PURSUING THEIR STUDY TO HIGHER EDUCATION

UNDERGRADUATE THESIS

This undergraduate thesis is submitted in partial fulfillment of the requirements to obtain the degree of **Bachelor of Education** in Faculty of Economics Yogyakarta State University

By:

Narendra Edi Putranto

09418244011

ACCOUNTING EDUCATION DEPARTMENT

FACULTY OF ECONOMICS

YOGYAKARTA STATE UNIVERSITY

2013

THE RELATIONSHIP BETWEEN PARENTS` EDUCATION LEVEL AND STUDENTS` MOTIVATION TOWARD STUDENTS` INTEREST IN PURSUING THEIR STUDY TO HIGHER EDUCATION

Undergraduate Thesis

By:
Narendra Edi Putranto
09418244011

This undergraduate thesis had been approved and validated on March 15, 2013

To be examined by the Team of Undergraduate Thesis Examination
Accounting Education Study Program
Accounting Education Department Faculty of Economics
Yogyakarta State University

Approved by:

Supervisor,

Abdullah Taman, M.Si., Ak
NIP. 19630624 199001 1 001

VALIDATION

The undergraduate thesis entitled:

"THE RELATIONSHIP BETWEEN PARENTS` EDUCATION LEVEL AND STUDENTS` MOTIVATION TOWARD STUDENTS` INTEREST IN PURSUING THEIR STUDY TO HIGHER EDUCATION"

By:
Narendra Edi Putranto
NIM 09418244011

Had been defended in front of the Examiner Team on April 12, 2013 and had been successfully passed

THE EXAMINER TEAM

Name	Position	Signature	Date
Dhyah Setyorini, M.Si., Ak	Chairman of Examiner & Examiner	.....	26/04 2013
Abdullah Taman, M.Si., Ak	Co-Examiner & Secretary	.....	26/04 2013
Annisa Ratna Sari, MS., Ed	Main Examiner	.....	26/04 2013

Yogyakarta, April 26, 2013
Faculty of Economics,
Yogyakarta State University
Dean,

Dr. Sugiharsono, M.Si
NIP. 19550328 198303 1 002

DECLARATION OF AUTHENTICITY

I, the undersigned,

Name	:	Narendra Edi Putranto
Student ID	:	09418244011
Study Program	:	Accounting Education
Faculty	:	Economics
Undergraduate thesis Title	:	THE RELATIONSHIP BETWEEN PARENTS` EDUCATION LEVEL AND STUDENTS` MOTIVATION TOWARD STUDENTS` INTEREST IN PURSUING THEIR STUDY TO HIGHER EDUCATION

Hereby declare that this undergraduate thesis is my own original work. According to my knowledge, there is no work or opinion written or published by other, except as reference or citation by following the prevalent procedure of scientific writing.

Yogyakarta, March 13, 2013

Author,

Narendra Edi Putranto

NIM. 09418244011

MOTTO

"Maka sesungguhnya dibalik kesusahan ada kemudahan"

(QS: Al-Insyiroh 94; 5)

"Kelembutan dan kebaikan bukanlah tanda-tanda kelemahan dan putus asa, tetapi adalah penjelmaan sebuah kekuatan"

(Kahlil Gibran)

"Sesuatu yang terbaik di masa depan hanya muncul sekali dalam satu hari"

(Abraham Lincoln)

"Allah dulu, Allah lagi, Allah terus"

(Yusuf Mansyur)

ACKNOWLEDGEMENT:

1. My greatest parents in the world, Tulus Kiswidagda and Murningah who always take care of me and give me the best, who always remember me in every prayer. Without both of you I would be nothing.
2. My grand parents, Kasih Jauhari, Wakidjan, and Sukiswati who always give encouragement to finish this undergraduate thesis.
3. My sisters, Galuh Pramita Ayu and Farah Azzah Fadila for making my life more colorful, you two are the best.
4. Ninda Okta Winggani who always support me, and always stay beside me.
5. My friends Shelvy, Dani, Firman, all of Jakawar 70 members for being such nice friends to me, and help me when i needed.
6. All parties who cannot be mentioned individually.

THE RELATIONSHIP BETWEEN PARENTS` EDUCATION LEVEL AND STUDENTS` MOTIVATION TOWARD STUDENTS` INTEREST IN PURSUING THEIR STUDY TO HIGHER EDUCATION

Oleh:

Narendra Edi Putranto

09418244011

ABSTRAK

Penelitian ini merupakan penelitian ex-post facto yang bertujuan untuk mengetahui Hubungan antara Tingkat Pendidikan Orangtua dan Motivasi Siswa terhadap Minat Siswa untuk Melanjutkan Studi ke Perguruan Tinggi. Subjek penelitian adalah seluruh siswa kelas XI IPS SMA N 1 Bukateja pada tahun ajaran 2012/2013 yang berjumlah 126 siswa.

Teknik pengumpulan data menggunakan angket untuk variabel Tingkat Pendidikan Orangtua, Motivasi Siswa, dan Minat siswa untuk Melanjutkan Studi ke Perguruan Tinggi. Ketiga kuesioner tersebut telah diuji validitas dan reliabilitasnya. Uji prasyarat analisis menggunakan uji linearitas, dan uji multikolinearitas.

Pengujian hipotesis pertama dan kedua menggunakan korelasi sederhana, sedangkan pengujian hipotesis ketiga menggunakan korelasi ganda. Hasil penelitian menunjukkan bahwa: (1) terdapat pengaruh positif dan signifikan antara Tingkat Pendidikan Orangtua terhadap Minat siswa untuk Melanjutkan Studi ke Perguruan Tinggi, dibuktikan dengan r_{x1y} sebesar 0,428 (r_{x1y} sebesar 0,428 > r_{tabel} 5% sebesar 0,176), (2) terdapat pengaruh positif dan signifikan antara Motivasi Siswa terhadap Minat siswa untuk Melanjutkan Studi ke Perguruan Tinggi, r_{x2y} sebesar 0,544 (r_{x2y} sebesar 0,544 > r_{tabel} 5% sebesar 0,176), (3) terdapat pengaruh positif dan signifikan antara Tingkat Pendidikan Orangtua dan Motivasi Siswa secara bersama-sama terhadap Minat Siswa untuk Melanjutkan Studi ke Perguruan Tinggi, dibuktikan dengan korelasi ganda (R) 0,640, koefisien determinasi sebesar $(R)^2$ 0,410 dan F_{hitung} sebesar 42,713 (F_{hitung} sebesar 42,713 > F_{tabel} 5% of 3,09).

Kata kunci: Tingkat Pendidikan Orang Tua, Motivasi Siswa, Minat Siswa Melanjutkan Studi ke Perguruan Tinggi

THE RELATIONSHIP BETWEEN PARENTS` EDUCATION LEVEL AND STUDENTS` MOTIVATION TOWARD STUDENTS` INTEREST IN PURSUING THEIR STUDY TO HIGHER EDUCATION

By:

Narendra Edi Putranto

09418244011

ABSTRACT

This research is an ex-post facto research. The purpose of this research is to determine The Relationship between Parents` Education Level and Students` Motivation toward Students` Interest in Pursuing Their Study to Higher Education. The subject of this research are all of the students in Grade XI Social Science in Academic Year of 2012/2013 that consist of 126 students.

Data collection techniques used questionnaires to generate Parents` Education Level, Students` Motivation, and Students` Interest in Pursuing Their Study to Higher Education. Those questionnaires have been tested, for validity and reliability, before proceed to linearity test, and multicollinearity test.

The first and second hypothesis testing using simple regression, while the third hypothesis testing using multiple regression. The results showed that: (1) there is a positive and significant effect between Parents` Education Level towards Students` Interest in Pursuing Their Study to Higher Education, proved by r_{x1y} of 0,428 (r_{x1y} of 0,428 > r_{table} 5% of 0,176), (2) there is a positive and significant effect between Students` Motivation towards Students` Interest in Pursuing Their Study to Higher Education, proved by r_{x2y} of 0,544 (r_{x2y} of 0,544 > r_{table} 5% of 0,176), (3) there is a positive and significant effect between Parents` Education Level and Students` Motivation together toward Students` Interest in Pursuing Their Study to Higher Education, proved by multiple correlation (R) 0,640, coefficient of determination $(R)^2$ 0,410 and F_{calc} equal to 42,713 (F_{calc} of 42,713 > F_{table} 5% of 3,09).

Keywords: Parents` Education Level, Students` Motivation, Students` Interest in Pursuing Their Study to Higher Education

FOREWORD

First of all, I would like to thank Allah the Almighty for all the bless, mercy and guidance. Thus the Undergraduate Thesis entitled "The Relationship between Parents` Education Level and Students` Motivation toward Students` Interest in Pursuing Their Study to Higher Education" can be finished. I realize that had not been possible without people help. Therefore, I would like to express my deepest gratitude to the following:

1. Prof. Dr. Rochmat Wahab, M.Pd., MA., Rector of Yogyakarta State University.
2. Dr. Sugiharsono, M.Si., Dean of Faculty of Economics Yogyakarta State University.
3. Soekirno, M,Si, Ph.D, The Head of Accounting Education Department Yogyakarta State University.
4. Abdullah Taman, M.Si., Ak, my supervisor who had been patiently and kindly supervised me and supported me during the research.
5. Annisa Ratna Sari, MS. Ed, my supervisor for the beneficial critics and suggestions.
6. Members of SMA N 1 Bukateja and SMA N 2 Purbalingga who have given permission to conduct research.
7. Students of SMA N 1 Bukateja and SMA N 2 Purbalingga who have been willing to take the time to provide assistance.
8. International Class of Accounting Education Generation for the support.
9. My beloved friends, Accounting Education 2009 family.

10. All parties who cannot be mentioned individually but had provided me all their supports and assistances during the research process.

May God gives the best for all the people mentioned above. Finally, I hope that this work will be useful for the readers.

Yogyakarta, March 12, 2013
Author,

Narendra Edi Putranto
NIM. 09418244011

TABLE OF CONTENTS

COVER i

APPROVAL..... ii

VALIDATION..... iii

DECLARATION OF AUTHENTICITY..... iv

MOTTO..... v

ACKNOWLEDGEMENT..... vi

ABSTRACT..... vii

FOREWORD..... ix

TABLE OF CONTENTS xi

LIST OF TABLES..... xv

LIST OF FIGURES..... xvii

LIST OF APPENDICES..... xviii

CHAPTER I. INTRODUCTION..... 1

A. Background..... 1

B. Problem Identification..... 5

C. Problem Restriction..... 5

D. Problem Formulation 6

E. Research Objectives 6

F. Research Benefits..... 7

CHAPTER II. LITERATURE REVIEW AND HYPOTHESIS FORMULATION..... 8

A. Literature Review..... 8

1. Students` Interest in Pursuing Their Study to Higher Education..... 8

a. Definition of Students` Interest in Pursuing Their Study to Higher Education..... 8

b. Factors that Affect Students` Interest in pursuing Their Study to Higher Education..... 10

c. Indicators of Students` Interest in pursuing Their Study to Higher Education..... 11

2. Students` Motivation..... 12

a. Definition of Students` Motivation..... 12

b. Factors Affecting Students` Motivation..... 14

c. How to Develop Students` Motivation..... 14

d. Indicators of Students` Motivation..... 16

3. Parents Education Level..... 17

B. Relevant Researches..... 20

C. Research Framework..... 24

D. Research Paradigm..... 26

E. Research Hypothesis 27

CHAPTER III. RESEARCH METHODS..... 28

A. Place and Time Research..... 28

B. Research Design..... 28

C. Research Variables..... 28

D. Operational Definition of Variables..... 29

E. Population..... 30

F. Data Collection Technique..... 31

G. Data Collection Instruments..... 32

H. Validity and Reliability Test..... 34

I. Data Analysis Techniques..... 36

CHAPTER IV. RESEARCH RESULT AND DISCUSSION..... 43

A. Research Result..... 43

1. General Data Description..... 43

2. Specific Data Description 45

B. Prerequisite Test Analysis..... 58

1. Linearity Test..... 58

2. Multicollinearity Test..... 60

C. Hypothesis Testing..... 61

1. First Hypothesis Test..... 61

2. Second Hypothesis Test 62

3. Third Hypothesis Test..... 63

D. Research Result Discussion..... 65

E. Limitations of the Research..... 70

CHAPTER V. CONCLUSION AND SUGGESTIONS..... 71

A. Conclusion..... 71

B. Research Result Implications..... 72

C. Suggestions..... 73

REFERENCES..... 74

APPENDICES..... 76

LIST OF TABLES

1. Research Population..... 31
2. Score of Parents` Education Level..... 32
3. Indicator of Parents` Education Level Instrument..... 33
4. Alternative Answers Score..... 33
5. Indicator of Students` Motivation Instrument..... 33
6. Indicator of Students` Interest in Pursuing Their Study to Higher Education Instrument..... 34
7. Correlation Coefficient Interpretation Guidelines..... 36
8. Categories of variables..... 38
9. Research Subjects..... 45
10. Frequency Distribution of Students` Interest in Pursuing Their Study to Higher Education Variable..... 47
11. Identification of Students` Interest in Pursuing Their Study to Higher Education Tendency..... 49
12. Students` Interest in Pursuing Their Study to Higher Education Category..... 49
13. Frequency Distribution of Parents` Education Level Variable... 52
14. Identification of Parents` Education Level Tendency..... 53
15. Parents` Education Level Category..... 53
16. Frequency Distribution of Students` Motivation Variable..... 56
17. Identification of Students` Motivation Tendency..... 57

18. Students` Motivation Category..... 58

19. Linearity Test Result Summary..... 59

20. Multicollinearity Test Result Summary..... 61

21. Product Moment Correlation Result Summary..... 61

22. Multiple Correlation Result Summary..... 64

23. Multiple Correlation of F test Result..... 64

LIST OF FIGURES

1. Relationship among Variables..... 26
2. Students` Interest in Pursuing Their Study to Higher Education Histogram..... 48
3. Pie Chart of Students` Interest in Pursuing Their Study to Higher EducationTendency..... 50
4. Parents` Education Level Histogram..... 52
5. Pie Chart of Parents` Education Level Tendency..... 54
6. Students` Motivation Histogram..... 56
7. Pie Chart of Students` Motivation Tendency..... . 58
8. Relationship among Variables..... 65

LIST OF APPENDICES

Appendix 1 Research Instrument..... 77

a. Research Instrument Testing..... 78

b. Research Instrument..... 85

Appendix 2 Research Instrument Testing Analysis..... 91

a. Research Instrument Testing Data Table..... 92

b. Validity and Reliability test SPSS Output..... 98

Appendix 3 Research Data..... 107

a. Research Instrument Data Table..... 108

b. Primary Data Tabulation..... 113

c. Research Data SPSS Output..... 118

Appendix 4 Research Permission..... 131

a. Research Permission Letter..... 132

CHAPTER I
INTRODUCTION

A. Background

Education in the globalization era is an important aspect and become the government's concern. Education is needed to be improved because competition in getting job is getting hard, not only competing with local people but also foreigners.Many people sign up to get a job, but most of them are rejected because they cannot fulfill the criterias required by the company.

People who have good abilities in adaptation will survive, because they have higher educational backgrounds and broad-mind. People with limited education and skill will be difficult to develop. It is supported by the fact from *Suara Pembaruan* (April, 2011) that 75 milion employees do not have enough ability and capability to fill out the job.

The quality of education in Indonesia must be equated with thedeveloped countries, so Indonesia can produce good human resources that can be absorbed quickly by companies` demand. It can be happen if they are supported by good education.

Under Act No. 20 of 2003 on National Education System of article 18, paragraph 3, which stated that secondary education held in Indonesia consists of SMA, MA, SMK, and MAK. The objectives between SMA, MA and SMK, MAK are different. Senior High School and MA graduates are designed to pursue further studies, Higher Education, while vocational and

MAK graduates are designed to work directly after completing their study. But in fact there are also many high school graduates have to work after completing their education. Their low level of skill and knowledge affect their career and salary they get.

In the last few years high school graduates can still get jobs, but a few years later, high school graduates will have difficulties if they only rely on their high school diplomas to apply for a job. This is due to the increasing requirements demanded by the firms.If the jobs are available, they would only for lower-level employees of a company.

Therefore, high school graduates are expected to pursue their studies to Higher Education to improve the ability to compete in the real world. It is suitable with Act No. 20 of 2003 article 19, paragraph 1, which stated that higher education is the level after secondary education without being followed by the description of the high school graduates, MA, vocational, or MAK. It shows that every student of secondary education has the right to pursue their education to a higher level of education.

Continuing study to Higher Education comes from a high interest to develop themselves. According to Muhibbin Syah (2011: 152), "*Minat berarti kecenderungan dan kegairahan yang tinggi atau keinginan yang besar terhadap sesuatu.*" The interests of this research are affected by internal and external factors. Internal factors are factors derived from themselves, one of them is motivation to achieve something better. According

to Ngalim Purwanto (2007: 71) stated that, *"Motivasi adalah suatu usaha yang disadari untuk mempengaruhi tingkah laku seseorang agar ia tergerak hatinya untuk bertindak melakukan sesuatu*." The external factors are factors that are not come from themselves. Ngalim Purwanto mentioned that (2010: 102) the factors from outside individuals including families, teachers and the school`s environment, and communities.

The interest of students in pursuing their study to Higher Education can be influenced by several factors, one of them is the Students` Motivation. Based on Djaali (2008: 107) "*Motivasi Berprestasi bukan sekadar dorongan untuk berbuat, tetapi mengacu kepada suatu ukuran keberhasilan berdasarkan penilaian terhadap tugas yang dikerjakan sesorang.*" Motivation of the students can be seen from the lack of feedback when learning activities are conducted. They do not to take the initiative to ask questions and discuss the material enthusiasticly. Lack of students` motivation in learning will certainly affect the overall students` achievement.

The other factor that affect the interest of students in pursuing study to Higher Education is Parents Education Level. Ngalim Purwanto stated that (2010: 104) "*Ada keluarga yang terdiri dari ayah-ibu yang terpelajar dan ada pula yang kurang terpelajar. Ada keluarga yang mempunyai cita-cita tinggi bagi anak-anaknya, ada pula yang biasa saja.*"The variations of Parents Education Level is affecting the interest of high school students to pursue their study to Higher Education. The role of parents at home is as role

models, shaping the way of student's mindset to get the students` decision. Each of parents` education level will distinguish each students in making the decision. The parents with higher education will certainly encourage their children to pursue their studies and give guidance in determining a choice. It will be different if the parents have low education levels. Theywouldthink that it is better for their children to get a job after completing the secondary education.

After researcher conducted observation in SMA N 1 Bukateja, it is found that there were symptoms of a lack of Students` Motivation,some students are not well motivated when the lesson was conducted and cannot answer the question given by the teacher. The other occurence was some of students are not serious, they prefered chatting with friends than paying attention to the teacher's explanation.

The other indication that arise besides Students` Education is Parents Education Level. Researcher conducted some questions to the student who picked up randomly, the variations of parents education level provide different answers, some student answered that after graduation from Secondary Education is enough to find a job, but there is also some student answered that when graduating from Higher Education is enough to find a job.

Based on the background above, the researcher is interested in conducting research entitled "The Relationship between Parents` Education

Level and Students` Motivation toward Students` Interest in Pursuing Their Study to Higher Education".

B. Problem Identification

Based on the background above, so it can be identified that the problems are as follows:

1. The level of Parents` Education of each student affects the way students think about pursuing their studies to Higher Education.
2. The Lack of Students` Motivation in learning activity on student Grade XI Social Science SMA N 1 Bukateja.
3. The responsibility of some students in learning still low it is known from some of students who do not pay attention to the teacher.

C. Problem Restriction

Based on the problem identification mentioned above, it is known that the Interest in Pursuing Study to Higher Education are influenced by many factors. Due to the wide range of issues, it is important to limit research`s topics. Thus the issues to be studied, can be more focused and specified. The problems are limited into two factors; they are the Parents` Education Level and Students` Motivation.Researcher choose Students` Motivation because this factor should be encourage the students to achieve the best result in every subject, while Parents` Education Level is believed will affect the Students` Interest in Pursuing Their Study to Higher Education.

D. Problem Formulation

In this research, the formulations of the problems are presented as follows:

1. Is there a positive relationship between Parents` Education Level towards Interest of the Grade XI Social Science SMA N 1 Bukateja in Pursuing Their Study to Higher Education in Academic Year of 2012/2013?
2. Is there a positive relationship between Students` Motivation towards Interest of the Grade XI Social Science SMA N 1 Bukateja in Pursuing Their Study to Higher Education in Academic Year of 2012/2013?
3. Is there a positive relationship between Parents` Education Level and Students` Motivation together toward Interest of the Grade XI Social Science SMA N 1 Bukateja in Pursuing Their Study to Higher Education in Academic Year of 2012/2013?

E. Research Objectives

Based on the problem formulation above, the purposes of this study are to determine:

1. The Relationship between Parents Education Level towards Students`Interest in Pursuing Their Study to Higher Education.
2. The Relationship between Students` Motivation towards Students` Interest in Pursuing Their Study to Higher Education.
3. The Relationship between Parents` Education Level and Students` Motivation toward Students` Interest in Pursuing Their Study to Higher Education.

F. Research Benefits

The results from this study are expected to provide benefits:

1. Theoretical Benefits

   This research can be used to enhance the literatures as a reference and as a research materials for similar consideration.

2. Practical Benefits

   a. For Researcher

      This study can add knowledge and perception about the factors influencing the interests of the students to pursue their studies to Higher Education.

   b. For Schools

      1. This study can be use to direct and advice their students in determining their choices after graduating from high school.
      2. This study might motivate the students to pursue their studies to Higher Education.

CHAPTER II
LITERATURE REVIEW AND HYPOTHESIS FORMULATION

A. Literature Review

1. Students` Interest in Pursuing Their Study to Higher Education

a. Definition of Students` Interest in Pursuing Their Study to Higher Education

Muhibbin Syah stated (2011: 152), "*Minat berarti kecenderungan dan kegairahan yang tinggi atau keinginan yang besar terhadap sesuatu.*" Interest will arise when people feel happy, excited and high spirited to something. Interest usually comes from the inside without any enforcement from outside.

Djaali stated that (2012: 121), "*Minat pada dasarnya adalah penerimaan akan suatu hubungan antara diri sendiri dengan sesuatu di luar diri. Semakin kuat atau dekat hubungan tersebut, semakin besar minatnya.*" The intensity to do some activities tend to increase when the interest is high.

According to Slameto (2010: 57):

> *Minat adalah kecenderungan yang tetap untuk memperhatikan dan mengenang beberapa kegiatan. Kegiatan yang diamati seseorang, diperhatikan secara terus menerus yang disertai dengan rasa senang. Jadi berbeda dengan perhatian, karena perhatian sifatnya sementara (tidak dalam waktu yang lama) dan belum tentu diikuti dengan perasaan senang, sedangkan minat selalu diikuti dengan perasaan senang dan dari situ diperoleh kepuasan.*

Based on the experts` statements above, it can be concluded that interest is a feeling which grows from inside of the human being when

they are happy and enthusiastic in something. Students who are interested in Higher Education will encourage himself to pursue their study to Higher Education. The students will give his best effort to achieve it.

Pursuing study to Higher Education is an advanced study of secondary education to higher education.

> According to Fuad Ihsan (2003: 23), *pendidikan tinggi diartikan sebagai pendidikan yang mempersiapkan peserta didik untuk menjadi anggota masyarakat yang memiliki tingkat kemampuan tinggi yang bersifat akademik dan atau profesional sehingga dapat menerapkan, mengembangkan dan /atau menciptakan ilmu pengetahuan, teknologi dan seni dalam rangka pembangunan nasional dan meningkatkan kesejahteraan manusia.*

Students who pursue their study to Higher Education are expected to improve their academic skills and employment oportunities. The interest in pursuing study affects the students to have more attention to the Higher Education they will try to enter. Interest in Pursuing Their Study to Higher Education will drive the students with a sense of excitement to choose Higher Education as an advance of secondary education. Interest will raise peoples` pleasure when they do some activities related to their interest and then followed by seriousness.

According to the explanation above it can be concluded that Students` Interest in Pursuing Their Study to Higher Education is the interest of students in Pursuing study to Higher Education that grows

conciously within the students. The Interests affects students to give more attention to the Higher Education they want to enter.

b. Factors that Affect Students` Interest in pursuing Their Study to Higher Education

Interest could not grow suddenly without self-development process. Students self development process can be done through learning process. In this research interest is related to students` activity in countinuing their study, then the factors that affect Students` Interest in Pursuing Study to Higher Education is equated with the factors that affect learning.

According to Muhibbin Syah (2011: 145-156)

1) *Faktor Internal (faktor dari dalam siswa), yakni keadaan/kondisi jasmani dan rohani siswa. Faktor ini meliputi aspek, yakni:*
   a) Aspek fisiologis (yang bersifat jasmaniah)
   b) Aspek psikologis (yang bersifat rohaniah)
2) *Faktor Eksternal (faktor dari luar siswa), yakni kondisi lingkungan di sekitar siswa. Faktor ini meliputi:*
   a) Lingkungan sosial
   b) Lingkungan nonsosial
3) *Faktor Pendekatan Belajar, dapat dipahami sebagai segala cara atau strategi yang digunakan siswa dalam menunjang keefektifan dan efisiensi proses pembelajaran materi tertentu.*

Ngalim Purwanto also mentioned that (2010: 102)

1) *Faktor yang ada pada diri organisme itu sendiri yang kita sebut faktor individual, dan.*
2) *Faktor yang ada di luar individu yang kita sebut faktor sosial, antara lain adalah faktor keluarga, guru dan cara mengajarnya, alat yang dipergunakan dalam belajar mengajar, lingkungan dan kesempatan yang tersedia.*

From the explanation of the experts above, it can be concluded that there are two factors that affect the Students` Interest in Pursuing Study to Higher Education. They are internal factors and external factors. Internal factors consist of physiological and psychological aspect, while external factors consist of family, school environment, and friends in a community.

c. Indicators of Students` Interest in Pursuing Their Study to Higher Education

Slameto mentioned that (2010: 180) "*Minat adalah suatu rasa lebih suka dan rasa ketertarikan pada suatu hal atau aktivitas, tanpa ada yang menyuruh.*" The existence of happiness, interests and willingness will affect students` interest in pursuing their study to Higher Education.

Based on Djaali (2010: 121) *"Minat dapat diekspresikan melalui pernyataan yang menunjukan bahwa siswa lebih menyukai suatu hal daripada hal lainnya, dapat pula dimanifestasikn melalui partisipasi dalam suatu aktivitas."* Students who have interests in pursuing study to Higher Education will choose the university that suit to him. They will try the best as they can, and they hope to be accepted in Higher Education.

Djaali also stated that (2010: 121), "*Minat berhubungan dengan gaya gerak yang mendorong seseorang untuk menghadapi atau berurusan dengan orang, benda, kegiatan, pengalaman yang*

dirangsang oleh kegiatan itu sendiri." Students who have chosen something they are interest in, it will encourage them to do the best.

The existence of happiness, interests, willingness, hope, encouragement, and suitability can be concluded as the indicators of the Interest Pursuing Their Studies to Higher Education. Students who feel the way described, considered to have a high interest in pursuing the study to Higher Education.

2. Students` Motivation

a. Definition of Students` Motivation

Motive derived from the Latin is *movere* that can be interpreted as move. Related to Motivation P. Houston (1985: 132) stated that "You will not rehearse and store the information in this text unless you are motivated to do so. A rat will not learn to climb over a barrier unless it has a reason for doing so, such as escape from shock or the need for food located on the far side of the barrier." Based on Ngalim Purwanto *"Yang dimaksud dengan motif ialah segala sesuatu yang mendorong seseorang untuk bertindak melakukan sesuatu"* (2007: 60).

Definition of motivation also explained by Sumadi Suryabrata (2004: 70) "*keadaan dalam pribadi orang yang mendorong individu untuk melakukan aktivitas-aktivitas tertentu guna mencapai sesuatu tujuan*." Slameto also stated that (2010: 170) "*Motivasi dirumuskan sebagai suatu proses yang menentukan tingkatan kegiatan, intensitas,*

konsistensi, serta arah umum dari tingkah laku manusia...” . Someone who has the motivation in something tends to be interested in it, and will make every effort to get it.

From some expert opinions above can be concluded that motivation is the spirit that comes from within a person to do something that interested him and achieving something that becomes the goal. The higher motivation within someone will influence the goals to be achieved.

Nana Syaodih stated that (2004: 70) “*Motivasi Berprestasi adalah motivasi untuk berkompetisi baik dengan dirinya atau dengan orang lain dalam mencapai prestasi yang tertinggi*.” This competitive activity is positive thing that can encourage students to always maintain their performance.

> Based on Djaali (2008: 107) *Motivasi Berprestasi dapat diartikan dorongan untuk mengerjakan suatu tugas dengan sebaik-baiknya berdasarkan standar keunggulan. Motivasi Berprestasi bukan sekadar dorongan untuk berbuat, tetapi mengacu kepada suatu ukuran keberhasilan berdasarkan penilaian terhadap tugas yang dikerjakan sesorang*.

Thus from the opinions of experts above, it can be concluded that students` motivation is an encouragement arise within the students to do as well as possible and compete to achieve higher results in many subjects than the others.

b. Factors Affecting Students` Motivation

Slameto stated that (2010: 26) there are three factors affecting the Students` Motivation:

1. *Dorongan kognitif*
   Termasuk dalam golongan kognitif adalah kebutuhan untuk mengetahui, untuk mengerti, dan memecahkan masalah. Dorongan kognitif timbul di dalam proses interaksi antara siswa dengan tugas atau masalah.
2. *Harga diri*
   Ada siswa tertentu yang tekun belajar melaksanakan tugas-tugasnya bukan terutama untuk memperoleh pengetahuan atau kecakapan, melainkan untuk memperoleh status dan harga diri.
3. *Kebutuhan berafiliasi*
   Kebutuhan berafiliasi sukar dipisahkan dari harga diri. Ada siswa yang berusaha menguasai bahan pelajaran atau belajar giat untuk memperoleh pembenaran/penerimaan dari teman-temannya atau dari orang lain yang dapat memberikan status kepadanya. Siswa senang jika orang lain menunjukan pembenaran terhadap dirinya, oleh karena itu ia giat belajar.

Based on the explanation from the expert above, it can be concluded that the students` motivation affected by three factors, they are cognitive encouragement, self esteem, affiliation need.

c. How to Develop Students` Motivation

Students` motivation can be seen by the effort done by the students to do as well as possible in achieving the learning objectives. In this case a person has the drive to get the results as expected and to avoid failure.

The importance of Students` Motivation in relation to the Interest in Pursuing Their Study to Higher Education need to be

developed. Sardiman AM (2006: 92-95) stated that, there are strategies to develop this Students` Motivation, i.e:

1. *Memberi angka*
   Angka dalam hal ini adalah sebagai simbol dari hasil aktivitas belajar siswa.
2. *Hadiah*
   Dalam dunia pendidikan hadiah bisa dijadikan sebagai alat motivasi.
3. *Kompetisi*
   Kompetisi adalah bentuk persaingan, dapat digunakan sebagai alat motivasi untuk mendorong siswa agar mereka bersemangat dalam belajar.
4. *Ego-involvement*
   Menumbuhkan kesadaran kepada anak didik agar merasakan pentingnya tugas dan menerima sebagai suatu tantangan sehingga bekerja keras dengan mempertaruhkan harga diri.
5. *Memberi ulangan*
   Ulangan bisa dijadikan alat motivasi bila dilakukan secara akurat dengan teknik dan strategi yang sistematis dan terencana.
6. *Mengetahui hasil*
   Mengetahui hasil belajar bisa dijadikan sebagai alat motivasi karena dengan mengetahui hasil anak didik terdorong untuk belajar lebih giat.
7. *Pujian*
   Pujian yang diungkapkan pada waktu yang tepat dapat dijadikan sebagai alat motivasi.
8. *Hukuman*
   Meskipun hukuman menjadi reinforcement yang negatif, tetapi bila dilakukan dengan tepat dan bijak merupakan alat motivasi yang baik dan efektif.
9. *Hasrat untuk belajar*
   Hasrat untuk belajar berarti pada diri anak didik itu memang ada motivasi untuk belajar. Sehingga sudah barang tentu hasilnya akan lebih baik pada anak didik yang tidak berhasrat untuk belajar.
10. *Minat*
    Minat merupakan alat evaluasi yang utama yang dapat membangkitkan kegairahan belajar anak didik dalam rentang waktu tertentu.
11. *Tujuan yang diakui*
    Rumusan tujuan yang diakui dan diterima dengan baik oleh anak didik merupakan alat motivasi yang sangat penting. Sebab dengan memahami tujuan yang harus dicapai,

dirasakan anak sangat berguna dan menguntungkan sehingga menimbulkan gairah untuk terus belajar.

Based on the explanation from expert above, it can be concluded that the strategies to develop students` motivation consist of give score to students, present, competition, ego involvement, give some tests, reveal the score, give compliment to students, give punishment to students, desire to learn, interests, and goals to be achieved can develop Students` Motivation because they know what they want and they will try to achieve it.

d. Indicators of Students` Motivation

Based on Djaali (2008:109-110) written that a person who has high Motivation tends to have these characteristics below:

1) *Menyukai situasi atau tugas yang menuntut tanggung jawab pribadi atas hasil-hasilnya dan bukan atas dasar untung-untungan, nasib, atau kebetulan.*
2) *Memilih tujuan yang realistis tetapi menantang dari tujuan yang terlalu mudah dicapai atau terlalu besar resikonya.*
3) *Mencari situasi atau pekerjaan dimana ia memperoleh umpan balik dengan segera dan nyata untuk menentukan baik atau tidaknya hasil pekerjaannya.*
4) *Senang bekerja sendiri dan bersaing untuk mengungguli orang lain.*
5) *Mampu menangguhkan pemuasan keinginannya demi masa depan yang lebih baik.*
6) *Tidak tergugah untuk sekadar mendapatkan uang, status, atau keuntungan lainnya, ia akan mencarinya apabila hal-hal tersebut merupakan lambang prestasi, suatu ukuran keberhasilan.*

Based on the explanation from expert above, it can be concluded that Motivation is tendency in students to do some activities as best as

they could in learning activities with the aim that high achievement can be achieved.

Students who have those indicators above can be categorized as motivated students, because they always try to find out new thing, responsible to the assessment, eager to compete, high willingness in learning, not easy to get satisfied, and do the assessment individually. From the explanation above could be set as indicators of Students` Motivation.

3. Parents Education Level

According to Fuad Ihsan (2003: 5) education can be described as follows:

1) *Suatu proses pertumbuhan yang menyesuaikan dengan lingkungan;*
2) *Suatu pengarahan dan bimbingan yang diberikan kepada anak dalam pertumbuhannya;*
3) *Suatu usaha sadar untuk menciptakan suatu keadaan atau situasi tertentu yang dikehendaki oleh masyarakat;*
4) *Suatu pembentukan kepribadian dan kemampuan anak dalam menuju kedewasaan.*

Education can be concluded as process to adapt to the environment with a conscious effort to create a better state, and the formation of personality and ability to get certain maturity stage. Education of children should be considered by their parents because they can give some suggestions and guidance.

The role of parents at home is as role model, shaping the way of students` mindset to get the students` decision. This is in accordance with

Ngalim Purwanto`s (2010: 104) statement:

> "*Ada keluarga yang terdiri dari ayah-ibu yang terpelajar dan ada pula yang kurang terpelajar. Ada keluarga yang mempunyai cita-cita tinggi bagi anak-anaknya, ada pula yang biasa saja. Suasana dan keadaan keluarga yang bermacam-macam itu mau tidak mau turut menentukan bagaimana dan sampai di mana belajar dialami dan dicapai oleh anak-anak.*"

Each level of education taken by parents will distinguish each students decision to pursue their study to Higher Education.

Levels of education in Indonesia can be classified into primary education, secondary education, and higher education. Fuad Ihsan stated that (2003: 18) "*Tingkat atau jenjang pendidikan adalah tahap pendidikan yang berkelanjutkan yang ditetapkan berdasarkan tingkat perkembangan peserta didik, tingkat kerumitan bahan pengajaran dan cara menyajikan bahan pengajaran*." It can be concluded that levels of education is a continous phase which is in development based on the level of ability of students and usually begins at the stage of primary education.

> *Pendidikan dasar merupakan jenjang pendidikan yang melandasi jenjang pendidikan menengah. Pendidikan dasar berbentuk Sekolah Dasar (SD) dan Madrasah Ibtidaiyah (MI) atau bentuk lain yang sederajat serta Sekolah Menengah Pertama (SMP) dan Madrasah Tsanawiyah (MTs), atau bentuk lain yang sederajat. (Undang-undang No. 20 Tahun 2003 Pasal 17 ayat 1 dan 2 about Sistem Pendidikan Nasional)*

Based on Fuad Ihsan (2003: 22) "*Pendidikan dasar adalah pendidikan yang memberikan pengetahuan dan keterampilan, menumbuhkan sikap dasar yang diperlukan dalam masyarakat, serta mempersiapkan peserta didik untuk mengikuti pendidikan menengah*."

Based on explanation from the expert above, it can be concluded that primary education is a level of education which provides basic knowledge and skills and prepare its students to enter the Secondary Education.

> *Pendidikan menengah merupakan lanjutan pendidikan dasar. Pendidikan menengah terdiri atas pendidikan menengah umum dan pendidikan menengah kejuruan. Pendidikan menengah berbentuk Sekolah Menengah Atas (SMA), Madrasah Aliyah (MA), Sekolah Menengah Kejuruan (SMK), dan Madrasah Aliyah Kejuruan (MAK), atau bentuk lain yang sederajat. (Undang-undang No. 20 Tahun 2003 Pasal 18 ayat 1, 2 and 3 about Sistem Pendidikan Nasional)*

> According to Fuad Ihsan (2003: 23) *"Pendidikan menengah adalah pendidikan yang mempersiapkan peserta didik menjadi anggota masyarakat yang memiliki kemampuan mengadakan hubungan timbal-balik dengan lingkungan sosial budaya, dan alam sekitar, serta dapat mengembangkan kemampuan lebih lanjut dalam dunia kerja atau pendidikan tinggi."*

Based on explanation above, it can be concluded that Secondary education is an advanced level of primary education. Secondary education conducted in Indonesia consist of senior high school and vocational school. In this level, students are prepared to enter the Higher Education.

> *Pendidikan tinggi adalah pendidikan yang mempersiapkan peserta didik untuk menjadi anggota masyarakat yang memiliki tingkat kemampuan tinggi yang bersifat akademik dan atau profesional sehingga dapat menerapkan, mengembangkan dan/atau menciptakan ilmu pengetahuan, teknologi dan seni dalam rangka pembangunan nasional dan meningkatkan kesejahteraan manusia.* Based on Fuad Ihsan (2003: 23)

> *Pendidikan tinggi merupakan jenjang pendidikan setelah pendidikan menengah yang mencakup program pendidikan diploma, sarjana, magister, spesialis, dan doktor yang diselenggarakan oleh perguruan tinggi. Pendidikan tinggi diselenggarakan dengan sistem terbuka. (Undang-undang No. 20 Tahun 2003 Pasal 18 ayat 1 dan 2 about Sistem Pendidikan Nasional)*

Based on explanation above, it can be concluded that higher education is an advanced level of secondary education. In this level, students are equipped with the knowledges and skills so that they can participate in national development.

The meaning of Parents Education Level is the level of education that have been taken by parents through formal education organized by schools and Higher Educations. It is consist of SD, SMP, SMA/MA/SMK/MAK, D1, D2, D3, S1, S2, S3.

B. Relevant Researches

1. The research, entitled "*Hubungan Tingkat Pendidikan Orang Tua dan Prestasi Belajar Siswa Dengan Minat Siswa Melanjutkan Studi ke Perguruan Tinggi pada Siswa Kelas XI SMA Negeri 1 Kalasan Tahun Ajaran 2011/2012*" by Esti Setya Rini was conducted in 2012. This research showed that there was positive and significant correlations between Parents Education Level towards Interest of Students in Pursuing Their Study to Higher Education in Grade XI in SMA Negeri 1 Kalasan in Academic Year of 2011/2012. Based on the data obtained correlation coefficient r_{x1y} of 0.388 (r_{x1y} of 0.388 > r_{table} 5% of 0.195). Furthermore, there was a positive and significant correlation between Learning Achievement towards the Interest Students in Pursuing Study of the Higher Education in Grade XI at SMA Negeri 1 Kalasan in Academic Year of 2011/2012 were indicated by the correlation coefficient r_{x2y} of 0,618 (r_{x2y} of 0.618 > r_{table} 5% of 0.195). Finally, there

was a positive and significant correlation between the Parents Education Level and Learning Achievement together towards Interest in Pursuing Study in Grade XI SMA Negeri Kalasan 1 in Academic Year of 2011/2012. Based on the analysis, obtain the correlation coefficient (R) 0.683, coefficient of determination $(R)^2$ at 0.457 and F_{calc} at 48.152 (F_{calc} by 48, 152 > F_{table} 5% of 4.82). The similarity in a research conducted by Esti Setya Rini was Parents Education Level variable with Interests in Pursuing Study to Higher Education. Meanwhile, differences in the research held by Esti Setya Rini with research conducted by the researchers was variable X2 (Learning Achievement) and the research place was in SMA Negeri 1 Kalasan, whereas in this research the variable X2 Students` Motivation, the research place in SMA N 1 Bukateja.

2. The research, entitled "*Hubungan antara Motivasi Berprestasi, Status Sosial Ekonomi Orang Tua dan Lingkungan Teman Sebaya dengan Minat Melanjutkan Studi ke Perguruan Tinggi pada Siswa Kelas XI Jurusan IPS MAN Yogyakarta II Tahun Ajaran 2009/2010*" by Agustin Mursinandi was conducted in 2010. The research shows that there was positive and significant correlations between Achievement Motivation towards Interest Pursuing Study to Higher Education in Grade XI Social Science MAN Yogyakarta II in Academic Year of 2009/2010. Based on the data obtained correlation coefficient r_{x1y} of 0.589 (r_{x1y} of 0.589 > r_{table} 5% of 0.220). Then compared the Socioeconomic Status of Parents

towards Interests in Pursuing Their Study to Higher Education in Grade XI Social Science MAN Yogyakarta II Academic Year of 2009/2010 showed there was a positive and significant correlation coefficient indicated by r_{x2y} of 0.358 (r_{x2y} of 0.358 > r_{table} 5% of 0.220). Furthermore, there was a positive and significant correlation between the Interest Environmental Peers towards Interests in Pursuing Study to Higher Education on Students Grade XI Social Science MAN Yogyakarta II Academic Year of 2009/2010. Based on the data obtained correlation coefficient r_{x3y} of 0.603 (r_{x3y} of 0.603 > r_{table} 5% of 0.220). Finally, there was a positive and significant correlation between Achievement Motivation, Socioeconomic Status of Parents and Peers Environment together towards the Interests of Pursuing Study to Higher Education in Grade XI Social Science MAN Yogyakarta II in Academic Year of 2009/2010. Based on the correlation coefficient (R) 0.734, coefficient of determination $(R)^2$ 0.539 and F_{calc} equal to 28.418 (F_{calc} amounted to 28.418 > F_{table} 5% of 2.72). The similarity in a research conducted by Agustin Mursinandi was Students` Motivation variable with Interests in Pursuing Their Study to Higher Education. Meanwhile, differences in the research by Agustin Mursinandi with a research conducted by researcher was Socioeconomic Status of Parents and Peers environment variable, where research was conducted MAN Yogyakarta II, whereas in this research the Variable is Parents Education Level, research place in SMA N 1 Bukateja.

3. The research, entitled "*Hubungan Antara Motivasi Berprestasi, Status Sosial Ekonomi Orang Tua dan Lingkungan Teman Sebaya Dengan Minat Melanjutkan Studi ke Perguruan Tinggi pada Siswa Kelas XII Program Keahlian Akuntansi SMK YPKK 1 Sleman Tahun Ajaran 2007/2008*" by Candra Efrida Kurniawati was conducted in 2008. This research showed that there was positive and significant correlations between Achievement Motivation with interest in Pursuing Studies to Higher Educationin Grade XII Accounting Expertise Program SMK YPKK 1 Sleman Academic Year of 2007/2008, it was indicated by the correlation coefficient r_{x1y} of 0.292 (r_{x1y} of 0.292 > r_{table} 5% of 0.202). Furthermore, there was a positive and significant correlation between Socioeconomic Status of Parents towards Interests in Pursuing Study to Higher Education in Grade XII Accounting Expertise Program SMK YPKK 1 Sleman Academic Year of 2007/2008 are indicated by the correlation coefficient r_{x2y} of 0.221 (r_{x2y} of 0.6221 > r_{table} 5% of 0.202). Next, there was a positive and significant correlation between the Peer Environment towards Interests in Pursuing Study to Higher Education in Grade XII Accounting Expertise Program SMK YPKK 1 Sleman in Academic Year of 2007/2008. Based on the analysis of the correlation coefficient obtained r_{x3y} of 0.213 (r_{x3y} of 0.213 > r_{table} 5% is 0.202). Finally there was a positive and significant relationship between Achievement Motivation, Socioeconomic Status of Parents and Peers Environment together with interest in Pursuing Study to Higher

Education in Grade XII Accounting Expertise Program SMK YPKK 1 Sleman Academic Year of 2007/2008. Based on the data obtained (R) of 0.399, the coefficient of determination $(R)^2$ at 0.159 and F_{calc} equal to 5.629 (F_{calc} of 5.629 > F_{table} 5% of 0.271).

C. Research Framework

1. Relationship between Parents` Education Level towards Students` Interests in Pursuing Their Study to Higher Education.

   There are formal education and non-formal education held in Indonesia. Formal education is education organized officially by the school, including kindergarten, elementary school, Junior High School, Senior High School or Vocational School, until the University level. While the non-formal education is the education gained from training or courses on specific fields.

   The interest of a child can be influenced by Parents` Education Level, it can not be denied the role of parents in guiding and directing the children in creating the mindset of the children's interest. It is assumed that the higher education have been taken from their parents, will make the perspectives and ways of looking at a matter of being more open and more focused, which is expected to provide assistance to their children by providing guidance on the children to pursue their studies to Higher Education according to their ability and interests.

2. Relationship between Students` Motivation towards Students` Interests in Pursuing Their Study to Higher Education.

   Students` motivation is high willingness within students to be better and try to achieve the highest result. Students` Motivation is one of factor that affect the Interest in Pursuing Study to Higher Education.

   Every students has different Motivation. Students with high Motivation have expectation to success in the future, they will never be satisfied just stop at a certain point, they will tend to pursue their study after completing study in high school or vocational school to the higher level because they eager to compete, doing assignment and have realistic purposes. It can be happen if the students pursue their study to higher education, so high Motivation has role in affecting the Students` Interest in Pursuing Study to Higher Education.

3. Relationship between Parents` Education Level and Students` Motivation toward Students` Interests in Pursuing Their Study to Higher Education.

   There are many factors that might impact Interest in Pursuing Studies to Higher Education. Among the factors that influence it there are Parents Education Level and Students` Motivation. As already described above, the high and low level of education of parents will play a role in providing advice and guidance to their children to pursue their studies to Higher Education level.

   The high of students motivation will make them do their best in learning, because mastering knowledge and practicing skills are the

target. They tend to be thirsty for knowledge and want to pursue their education to a higher level, in this case is from High School to University.

The level of parents` education could affect the perspective of parents to guide their children to continue improving their science and also supported from children ability and has high achievement motivation. It will be able to encourage students to pursue their studies to Higher Education. Every parents expect their children to go beyond the level of education that has been taken by them and get a better job in the future. Hence, they would encourage their children to pursue their studies. However, if the parents do not support their children because of their low level of education and the low of motivation from the children, they will tend to get low interest to pursue their studies to Higher Education.

D. Research Paradigm

Based on the framework above, the research paradigm can be described as follows:

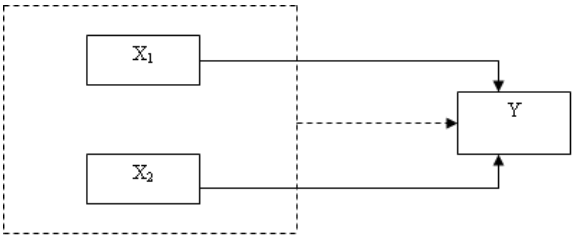

Figure 1. Relationship among Variables

X1 = Parents` Education Level Variable

X2 = Students` Motivation Variable

Y = Students` Interest in Pursuing Their Study to Higher EducationVariable

- → = Relationship between Parents` Education Level and Students` Motivation together toward Students` Interest in Pursuing Their Study to Higher Education.

→ = Relationship between the Parents` Education Level partially towards Students` Interest in Pursuing Their Study to Higher Education.

Relationship between Students` Motivation partially towards Students` Interest in Pursuing Their Study to Higher Education.

E. Research Hypothesis

From the description of the theory and framework, it can be proposed hypotheses to be tested in this research are:

1. There is a positive relationship between Parents` Education Level towards Students` Interest in Pursuing Their Study to Higher Education.
2. There is a positive relationship between Students` Motivation towards Students` Interest in Pursuing Their Study to Higher Education.
3. There is a positive relationship between Parents` Education Level and Students` Motivation together toward Students` Interest in Pursuing Their Study to Higher Education.

CHAPTER III
RESEARCH METHODS

A. Place and Time Research

The research was conducted in SMA Negeri 1 Bukateja which is located at Purwandaru Street, Bukateja, Purbalingga, Central Java, while the data collection was conducted in March 1-2, 2013.

B. Research Design

This research is a causal comparative research. According Suharsimi Arikunto (2000: 329), "*Penelitian kausal komparatif adalah penelitian yang mencoba mengetahui perbedaan hubungan sebab-akibat yang ada pada dua kelompok atau lebih.*" This research is an *ex-post facto* research because it is done to find out the phenomenon that already happen and reveal the real condition without any direct intervention from the researcher. This research used a quantitative approach. The data then being studied and analyzed in the form of statistical analysis.

C. Research Variables

Research variable is an object that has a variation between an object with another object (Sugiyono, 2010: 60). In this research, there are two variables, i.e. independent variable and dependent variable.

The independent variable is a variable that is not bound and led the dependent variable. While the dependent variable is a variable that is bound or affected by the independent variable. They are:

1. The Independent Variables in this research are a Parents` Education Level, noted as X1 and Students` Motivation noted as X2
2. The Dependent Variable in this research is Students` Interest in Pursuing Study to higher Education noted as Y.

D. Operational Definition of Variables

To reduce the occurrence of errors in the interpretation of the variables used in this research, the researcher make restriction on the definition of each variables as follows:

1. Students` Interest in Pursuing Their Study to Higher Education

   Interest is the high tend and the great desire in something. Students` Interest in Pursuing Studies to Higher Education is a great willingness of the student which encouraged him to pursue education after Secondary Education, that is Higher Education. Interest to pursue studies arises because there is a great desire to improve academic knowledge and skills. The indicator of Interest in Pursuing Studies to Higher Education are the existence of feelings such as happiness, interests, willingness, hope, encouragement, and suitability. Interest in Pursuing Studies to Higher Education can be seen by measuring the opinions given by the respondents.

2. Parents` Education Level

   Parents` education level is the level of education that has been taken by the parents through formal education, started from Elementary School, Junior High School, Senior High School or Vocational School up to

University level. The data of Parents` Education Level can be obtained by using a questionnaire. The assumption is that higher education levels taken by parents affect the way in guiding and directing children in terms of education, whether after the graduation they will work or pursue their studies to Higher Education. The indicators of this variable are the levels of education taken by the Parents.

3. Students` Motivation

Motivation stated by Mc Donald (in Oemar Hamalik, 2011) is an energy changing within the person characterized by affective arousal and anticipatory goal reaction. Related to Students` Motivation is the energy changing in student characterized by the rise of the reaction to reach a particular target in the process of learning. This energy changing are indicated by the needs to know new thing, responsible to the assessment, eager to compete, high willingness in learning, not easy to get satisfaction with the result, and do the assessment individually.

E. Population

The population in this research are all students in Grade XI Social Science SMA Negeri 1 Bukateja in Academic Year of 2012/2013. Arikunto state that (2010: 130) ”*Populasi adalah keseluruhan subjek penelitian. Jika seseorang ingin meneliti semua elemen yang ada dalam wilayah penelitian, maka penelitiannya merupakan penelitian populasi atau studi populasi*”. Grade XI Social Science SMA Negeri 1 Bukateja consist of 126 students and they divided into 4 classes.

Table 1. Research Population

No	Class	Population
1	XI IPS 1	32
2	XI IPS 2	30
3	XI IPS 3	32
4	XI IPS 4	32
Total		126

Source: Primary data 2013

F. Data Collection Technique

1. Interview

technique of interview is used to obtain information about students related to their parents` jobs, and their support to the children to continue their studies to Higher Education.

2. Questionnaire

Techniques used in this research is Questionnaire. Based on Sugiyono (2010: 199), "*Kuesioner merupakan teknik pengumpulan data yang dilakukan dengan cara memberi seperangkat pertanyaan atau pernyataan tertulis kepada responden untuk dijawabnya*." Questionnaire that used in this research was closed questionnaire, the answer choices are included in the questionnaire in order to facilitate students in their assessments. Technique of collecting data to obtain informations about the Interest of the Grade XI Social Science SMA N 1 Bukateja in Pursuing Their Study to Higher Education in Academic Year of 2012 / 2013, Parents Education Level of the Grade XI Social Science SMA N 1 Bukateja Academic Year of 2012/2013, and Students` Motivation of the

Grade XI Social Science SMA N 1 Bukateja Academic Year of 2012/2013 used a questionnaire.

G. Data Collection Instruments

1. Questionnaire

There are three research instruments, i.e the instruments to determine the Parents` Education Level, Students` Motivation and Interest in Pursuing Study to Higher Education.

The numbers of score below, indicates the score of education level have been through by the parents, when parents of students do not finish in a certain level of education, then the level of education used for this research is the level of education have been passed. The score used in this research is the score of father`s and mother`s education level of the student summed. To find the Parents Education Level variable use this scoring guidelines:

Table 2. Score of Parents` Education Level

No	Parents` Education Level	Primary Education	Secondary Education	Higher Education	Score
1	SD/MI	Primary	-	-	2
2	SMP/MTs	Primary	-	-	3
3	SMA/SMK	-	Secondary	-	4
4	D1	-	-	Higher	5
5	D2	-	-	Higher	6
6	D3	-	-	Higher	7
7	S1	-	-	Higher	8
8	S2	-	-	Higher	9
9	S3	-	-	Higher	10

Adapted from Nurkosim S2 thesis (2012).

Table 3. Indicator of Parents` Education Level Instrument

Variable	Indicator	No. Item
Parents Education Level	The lastest education level that has been taken by the Parents	1,2

Adapted from Esti Setya Rini S1 undergraduate thesis (2012).

To find Students` Interest in Pursuing Study to Higher Education and Students` Motivation variables consists of two types of statements, there are positive statements and negative statements. Scoring from those statements using *Likert* scale then have been modified into four alternative answers. Score each alternative answer in the positive and negative statements are as follows:

Table 4. Alternative Answers Score

Positive Statements		Negative Statements	
Alternative Answers	Score	Alternative Answers	Score
Strongly Agree	4	Strongly Agree	1
Agree	3	Agree	2
Disagree	2	Disagree	3
Strongly Disagree	1	Strongly Disagree	4

Here are the indicator of research instruments:

Table 5. Indicator of Students` Motivation Instrument

Variable	Indicators	No. of Item	Total
Students` Motivation	Needs to know new thing	1, 2, 3	3
	Responsible to the assessment	4*, 5, 6, 7	4
	Eager to compete	8*, 9, 10, 11	4
	High willingness in learning	12, 13*, 14*, 15	4
	Not easy to get satisfaction with the result	16, 17, 18	3
	Do the assessment individually	19*, 20, 21	3
Total			21

Information: * for negative statements

Table 6. Indicator of Students` Interest in Pursuing Their Study to Higher Education Instrument.

Variable	Indicators	No. of Item	Total
Interest in Pursuing Study to Higher Education	Happiness	1, 2, 3	3
	Interests	4, 5*, 6*	3
	Willingness	7, 8	2
	Hope	9, 10, 11	3
	Encouragement	12, 13, 14	3
	Suitability	15, 16	2
Total			16

Adapted from Agustin Mursinandi S1 undergraduate thesis (2010).

H. Validity and Reliability Test

Before the instrument used, it will be tested first in order to obtain a good instrument. The test instrument was conducted in Grade XI Social Science SMA Negeri 2 Purbalingga academic year of 2012/2013, consists of 32 students. The reason researcher choose that school because both of school are favourite in Purbalingga and located in the same residence. Both of school judged by Parents` Education Level and Students` Motivation are almost the same.

a. Validity Test

Validity test is a measurement that shows the level of the thruthness from the instruments. This validity test using the formula developed by Pearson that known as product moment correlation. Here is the formula of product moment:

$$\text{rxy} = \frac{N\sum XY - (\sum X)(\sum Y)}{\sqrt{\{N\sum X^2 - (\sum X)^2\}\{N\sum Y^2 - (\sum Y)^2\}}}$$

Keterangan:
r_{xy} = koefisien korelasi
N = Jumlah subyek
ΣXY = Jumlah perkalian skor butir dan skor total
ΣX = Jumlah skor butir
ΣY = Jumlah skor total
ΣX^2 = Jumlah kuadrat dari skor butir
ΣY^2 = Jumlah kuadrat dari skor total

(Suharsimi Arikunto, 2010 : 213)

In this research, correlations were calculated using *SPSS Statistics 18.0 for Windows*. The statement state is valid if r_{calc} is greater than r_{table} that the significance level of 5%. The statement state disqualified if r_{calc} is less than $r_{table.}$

b. Reliability Test

After testing the validity of the instrument, and then conducted test on the reliability of the instrument using *Cronbach Alfa* techniques. The formula used is Alfa formula:

$$r_{11} = \left(\frac{k}{(k-1)}\right)\left(1 - \frac{\sum \sigma_b^2}{\sigma_t^2}\right)$$

Keterangan:
r_{11} = Reliabilitas instrumen
k = Banyaknya butir pertanyaan
$\sum \sigma_b^2$ = Jumlah varians butir
σ_t^2 = Varians total

(Suharsimi Arikunto, 2010: 239)

After the test is done, it can be seen the high and low reliability coefficient. Furthermore, interpreting the results of the testing instrument using the following guidelines:

Table 7. Correlation Coefficient Interpretation Guidelines

Interval Koefisien	Tingkat Hubungan
0,00 - 0,199	Sangat Rendah
0,20 - 0,399	Rendah
0,40 - 0,599	Sedang
0,60 - 0,799	Kuat
0,80 - 1,000	Sangat Kuat

(Sugiyono, 2010: 257)

From the guidelines for interpretation of correlation coefficients above, it can be concluded that the questionnaire state is reliable if its reliability level has a minimum score of 0.60.

I. Data Analysis Techniques

1. Data Description

a. Constructing a frequency distribution table based on the Sugiyono (2007: 35-37), as follows:

1) Calculating Class Interval (*Sturges* Formula)

K = 1 +3.3 log. n

Keterangan:

K = Jumlah Kelas interval
n = Jumlah data observasi
log = logaritma

2) Calculating Data Range

Data Range = (Maximum Score –Minimum Score)

3) Calculating the Length of Class Interval

Length of the Class $= \frac{Data\ Range}{class\ interval}$

b. Presenting the data in the form of a bar graph and tables.

c. Calculating *Central Tendency*, which includes: *Mean (M), Median (Me)* and the *modus (Mo).*

1) Mean is the average value. The formula for calculating the data that has been compiled in a frequency distribution is:

$$Me = \frac{\sum fi\ Xi}{\sum fi}$$

Keterangan:

Me = Mean
Σf_i = Jumlah data
$F_i x_i$ = produk perkalian antara f_i pada tiap interval data dengan kelas (x_i). Tanda kelas x_i adalah rata-rata dari batas bawah dan batas pada setiap interval data.

(Sugiyono, 2007: 54)

2) The median is a value limit 50% of the frequency distribution of the upper and the lower.

$$Md = b + p\left[\frac{\frac{1}{2}n - F}{f}\right]$$

Keterangan:

Md = Median
b = Batas bawah, di mana median akan terdekat
n = Banyak data
p = Panjang kelas interval
F = Jumlah semua frekuensi sebelum kelas median
f = Frekuensi kelas median

(Sugiyono, 2007: 53)

3) Modus is the value that has the highest frequency in the distribution.

$$Mo = b + p\left[\frac{b1}{b1+b2}\right]$$

Keterangan:

Mo = Modus
b = Batas kelas interval dengan frekuensi terbanyak
p = Panjang kelas interval dengan frekuensi terbanyak

b1 = Frekuensi kelas modus dikurangi kelas terdekat sebelumnya
b2 = Frekuensi kelas modus dikurangi kelas terdekat berikutnya

(Sugiyono, 2007: 52)

d. Counting the variability with calculating the standard deviation using the formula:

$$S = \sqrt{\frac{\sum fi\,(xi-x)^2}{(n-1)}}$$

Keterangan:

S = Standar deviasi
n = Jumlah data
x_i - x = Simpangan

(Sugiyono, 2007: 58)

Further description is categorized scores of each variable. Then scores are divided into three categories. Categorization is based on Mean ideal (Mi) and Standard Deviation ideal (SDi). Mi and SDi formula is as follows:

Mi = ½ (X_{max} + X_{min})

SDi = 1/6 (X_{max} - X_{min})

Categories of variables are as follows:

Table. 8 Categories of variables

Rentang Nilai (Skor)	Kategori
X < (Mi - 1.SDi)	Rendah
(Mi - 1.SDi) ≤ (Mi + 1.SDi)	Sedang
(Mi + 1.SDi) ≤ X	Tinggi

(Saifuddin Azwar, 2011: 109)

2. Prerequisite Test Analysis

Before performing data analysis, first it is conducted a prerequisite test analysis. Each prerequisite test analysis are described below:

a. Linearity Test

Linearity test performed to determine whether the independent variables with the dependent variable has linear relation or not. Linearity test in this research using the following formula:

$$Freg = \frac{RKreg}{RKres}$$

Keterangan:

F_{reg} = harga untuk garis regresi
RK_{reg} = rerata kuadrat
RK_{res} = rerata kuadrat residu

(Sutrisno Hadi, 2004: 13)

In this research the researchers used *SPSS Statistics 18.0 for Windows* for help calculating linearity test by looking at the *p-value Deviation from linierity*. The *p-value* $\geq$ 0.05 the independent variable (X) with the dependent variable (Y) state as linear and if the *p-value* $\leq$ 0.05, it means the variable is not linear.

b. Multicollinearity Test

In a test of multicollinearity between variables X demands that there should not be a very high correlation. If the $r_{calc} \geq 0.800$, the research can not continue and must use other parameters. The parameters are for non-linear regression. In calculating multicollinearity using product moment correlation formula, researcher calculate the correlation between variables X.

$$rxy = \frac{N\sum XY - (\sum X)(\sum Y)}{\sqrt{\{N\sum X^2 - (\sum X)^2\}\{N\sum Y^2 - (\sum Y)^2\}}}$$

Keterangan:

r_{xy} = koefisien korelasi
N = Jumlah subyek
ΣXY = Jumlah perkalian skor butir dan skor total
ΣX = Jumlah skor butir
ΣY = Jumlah skor total
ΣX^2 = Jumlah kuadrat dari skor butir
ΣY^2 = Jumlah kuadrat dari skor total

(Suharsimi Arikunto, 2010 : 213)

3. Hypothesis Test

a. Simple Correlation Analysis

This analysis is used to measure the relationship between the Parents Education Level towards Interest in Pursuing Study to Higher Education (hypothesis 1), determine the relationship between the Students` Motivation towards Interest in Pursuing Study to Higher Education (hypothesis 2). Researcher use Product Moment correlation analytical techniques of the Pearson with the following formula:

$$rxy = \frac{N\sum XY - (\sum X)(\sum Y)}{\sqrt{\{N\sum X^2 - (\sum X)^2\}\{N\sum Y^2 - (\sum Y)^2\}}}$$

Keterangan:

r_{xy} = koefisien korelasi
N = Jumlah subyek
ΣXY = Jumlah perkalian skor butir dan skor total
ΣX = Jumlah skor butir
ΣY = Jumlah skor total
ΣX^2 = Jumlah kuadrat dari skor butir
ΣY^2 = Jumlah kuadrat dari skor total

(Suharsimi Arikunto, 2010 : 213)

To test the significance of the correlation coefficient the price of r_{calc} compared to r_{table} with a significance level of 5%, if $r_{calc} \geq$ from r_{table}, the correlation between the variables X and Y are significant, but if the $r_{calc} <$ of r_{table}, the correlation between variables X and Y are not significant.

b. Multiple Correlation Analysis

This analysis is used to test the third hypothesis, using multiple correlation analysis with two predictors. The formula used is as follows:

1) Multiple Correlation Coefficient

$$R_{yx1x2} = \sqrt{\frac{ryx1^2 + ryx2^2 - 2ryx1\,.\,ryx2\,.\,rx1x2}{1 - r^2x1x2}}$$

Keterangan:

R_{yx1x2} = Korelasi antara variabel X1 dengan X2 secara bersama-sama dengan Y
R_{yx1} = Korelasi *Product moment* antara X1 dengan Y
R_{yx2} = Korelasi *Product moment* antara X2 dengan Y
R_{x1x2} = Korelasi *Product moment* antara X1 dengan X2

(Sugiyono, 2007: 233)

2) Testing the Doubles Correlation Significance with F Test

$$Fh = \frac{R^2/_k}{(1 - R^2)/(n - k - 1)}$$

Keterangan:

R = Koefisien korelasi ganda
k = Jumlah variabel independen
n = jumlah anggota sampel

(Sugiyono, 2007: 235)

Price of F_{calc} compared to the F_{table} with dk numerator = k, and df denominator = (n - k - 1). With a significance level of 5%, if the $F_{calc} \geq$ or equal to F_{table} then significant, while if $F_{calc} \leq F_{table}$ then it is not significant.

BAB IV
RESEARCH RESULT AND DISCUSSION

A. Research Result

1. General Data Description

SMA N 1 Bukateja is one of senior high schools that located in Purbalingga city, it is located in Purwandaru Street, zip code 53382, phone number (0286) 476186. SMA N 1 Bukateja conduct two department there are Social Science and Natural Science.

a. Physical Potential

SMA N 1 Bukateja located in an area of 14.878 m^2 and the building 5490 m^2. Infrastructure administration section is responsible for the physical condition of the school. SMA N 1 Bukateja has 24 classrooms consist of 9 classrooms for grade X, 6 classrooms for grade XI, for Natural Science there are 2 classrooms, and for Social Science there are 4 classrooms, while for grade XII there are 9 classrooms, 4 classrooms for Natural Science, and 4 classrooms for Social Science.

There are a lot of rooms available in SMA N 1 Bukateja except those used as classroom such as; 1 Headmaster room, 1 Teacher room, 1 Administration room, 1 Curriculum room, 1 Library, 1 Praying room, 1 Counseling room, 1 Meeting room, 5 Canteen, 1 Medical room, 1 Security room, 6 Parking lots, 1 OSIS room, 24 Rest rooms. There are 6 rooms that consist of Biology, Physics, Chemical, Bahasa and 2 Computer laboratories.

b. Student Potential

SMA N 1 Bukateja consisted of 770 students that distributed to 293 students for grade X, 199 students for grade XI, and 278 students for grade XII.

SMA N 1 Bukateja are conducted a lot of extracurriculars to support and develop the academic skills and nonacademic skills of the students. The extracurriculars that held in this school are such as PMR, PKS, dance class, music class, English club, volleyball, basketball, Indonesian literature, athletics, pencak silat and many other.

c. Teacher Potential

There are 49 teachers in SMA N 1 Bukateja, 96 % of the teachers have been graduated in bachelor degree (S1), and only the Headmaster that have been graduated in master degree (S2). The teachers that have been certified consist of 36 teacher or 73 % from the total of the teachers in SMA N 1 Bukateja.

SMA N 1 Bukateja cannot recruit employees themselves, as stated on the Act on teachers and lecturers. Hiring employees or teachers should be done through the selection and recruitment held by the government.

d. Employee Potential

Employees that hired in SMA N 1 Bukateja are employees who uses decree of the Government in the recruitment. The minimum requirement for the employees are should graduate from Junior High School (SMP).

The employees hired in SMA N 1 Bukateja should fulfil these criterias such as responsible in job, obeying the rules, honesty, teamwork, loyalty, etc.

2. Specific Data Description

To order to examine the effect of independent variables on the dependent variable, in this section are presented the data descriptions of each variable based on the data obtained in the field. The data was collected in March 2, 2013. The subject of this research are all students of grade XI Social Science SMA N 1 Bukateja academic year of 2012/2013 that consist of 126 student. The subject of this research are described in table form below:

Table 9. Research Subjects

No	Class	Students
1	XI IPS 1	32
2	XI IPS 2	30
3	XI IPS 3	32
4	XI IPS 4	32
Total		126

Source: Primary data 2013

The data that acquired in the school presented in the form of description from the data of each variables, they are independent variable and dependent variable. In this research the data was collected using questionnaire to measure the Parents` Education Level, Students` Motivation, and Students` Interest in Pursuing Their Study to Higher Education. In the questionnaire that used in this research consist of 33 statements that already tested for validity and reliability.

Analysis of the data from this research include Mean, Median, Modus, Deviation Standard, Distribution Frequency Table, Graphs, and Category Table of Tendency of each variables.

a. Students` Interest in Pursuing Their Study to Higher Education

The data of Students` Interest in Pursuing Their Study to Higher Education variable obtained from questionnaire that consist of 14 statements. The highest score is 56 and the lowest score is 31. After the data were analyzed using *SPSS Statistics 18.0 For Windows* Mean obtained by 46,83; Median obtained by 48,00; Modus obtained by 51; and Deviation Standard obtained by 5,820.

Frequency distribution of Students` Interest in Pursuing Their Study to Higher Education variable can be obtained by using these steps:

1) Calculating Class Interval

Determining the class interval use formula by *Sturges* that is class interval = 1 + 3,3 log n, which n are the total respondents.

Class Interval = 1 + 3,3 log n

= 1 + 3,3 log 126

= 1 + 3,3 (2,100370545)

= 1 + 6,931222799

= 7,931222799 rounded to 8

2) Calculating Data Range

Data Range = (Maximum Score –Minimum Score)

= 56 – 31

= 25

3) Calculating Length of the Class

Length of the Class $= \frac{Data\ Range}{class\ interval}$

$= \frac{25}{8}$

= 3,125 rounded to 4

Frequency Distribution of Students` Interest in Pursuing Their Study to Higher Education variable can be seen in the table below:

Table 10. Frequency Distribution of Students` Interest in Pursuing Their Study to Higher Education Variable

No	Interval Class	Absolute Frequency	Relative Frequency (%)	Absolute Cumulative Frequency	Cumulative Frequency (%)
1.	31 – 34	5	3,97	5	3,97
2.	35 – 38	6	4,76	11	8,73
3.	39 – 42	15	11,91	26	20,64
4.	43 – 46	34	26,98	60	47,62
5.	47 – 50	20	15,87	80	63,49
6.	51 – 54	42	33,33	122	96,82
7.	55 – 58	4	3,18	126	100
8.	59 – 62	0	0	0	0
Total		126	100	126	100

Source: Primary data 2013

Based on the frequency distribution table of Students` Interest in Pursuing Their Study to Higher Education variable above can be described as follows:

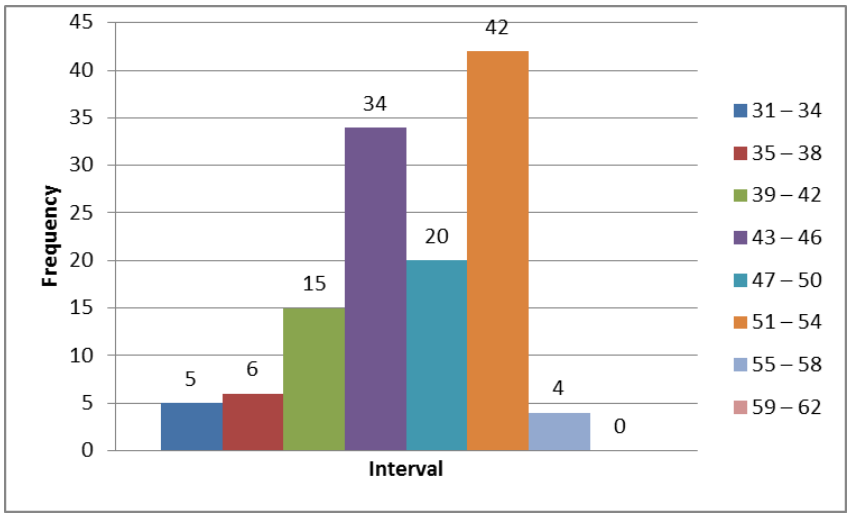

Source: Primary data 2013

Figure 2. Students` Interest in Pursuing Their Study to Higher Education Histogram.

According to the data above can be created distributions tendency of Students` Interest in Pursuing Their Study to Higher Education variable that start with calculating the ideal Mean (Mi) and ideal Standard Deviation (SDi). Students` Interest in Pursuing Their Study to Higher Education measured by 14 statements with scale 1 to 4. Based on those 14 statements, the highest score is (14 x 4) = 56 and the lowest score is (14 x 1) = 14. Based on those data obtained that ideal Mean (Mi) and the ideal Deviation Standard (SDi) calculated as follow:

$$Mi = \frac{1}{2}(\textit{ideal highest score} + \textit{ideal lowest score})$$

$$Mi = \frac{1}{2}(56 + 14)$$

$$Mi = \frac{1}{2}(70)$$

$$Mi = 35$$

$$SDi = \frac{1}{6}(\textit{ideal highest score} - \textit{ideal lowest score})$$

$$SDi = \frac{1}{6}(56 - 14)$$

$SDi = \frac{1}{6}(42)$

$SDi = 7$

According to the data above the tendency of the Students` Interest in Pursuing Their Study to Higher Education can be seen in the table below:

Table 11. Identification of Students` Interest in Pursuing Their Study to Higher Education Tendency

No	Formula	Calculation	Score Range	Categories
1	X < (Mi - 1.SDi)	X < 28	14 - 27,9	Low
2	(Mi - 1.SDi) ≤ X < (Mi + 1.SDi)	28 ≤ X < 42	28 - 41,9	Medium
3	(Mi + 1.SDi) ≤ X	42 ≤ X	42 - 56	High

Source: primary data 2013

Table 12. Students` Interest in Pursuing Their Study to Higher Education Category

No	Score Range	f	%	Categories
1	14 - 27,9	0	0,00	Low
2	28 - 41,9	26	20,64	Medium
3	42 - 56	100	79,36	High

Source: primary data 2013

According to the table above, it can be seen that the Students` Interest in Pursuing Their Study to Higher Education in grade XI Social Science SMA N 1 Bukateja at high category consist of 100 students (79,40%), at medium category consist of 26 students (20,6%), and at low category consist of 0 student (0%).

The tendency of Students` Interest in Pursuing Their Study to Higher Education variable presented in Pie Chart form as follow:

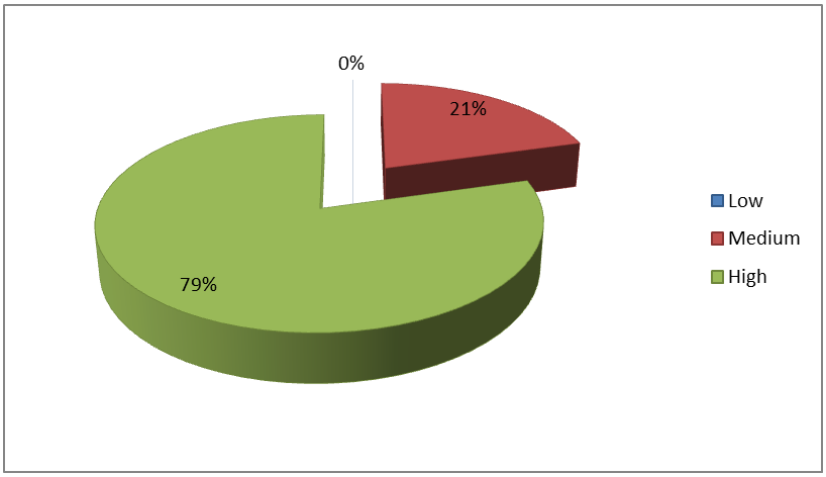

Source: Primary data 2013

Figure 3. Pie Chart of Students` Interest in Pursuing Their Study to Higher Education Tendency.

b. Parents` Education Level Variable

The data of Parents` Education Level were obtained from the questionnaire. It has 20 for the highest score and 4 is for the lowest score. Based on the data of Parents` Education Level variable, it showed that the highest score is 17 of the highest possible score achieved by 20, and the lowest score is 4 of the lowest possible score achieved by 4. The results of analysis using *SPSS Statistics 18.0 For Windows* program show that the Mean obtained by 8,82; Median obtained by 8,00; Modus obtained by 8,00; and Deviation Standard (SD) obtained by 3,467.

The frequency distribution of Parents` Education Level can be obtained by using these steps:

1) Calculating Class Interval

Determining the class interval use formula by *Sturges* that is class interval = 1 + 3,3 log n, which n are the total respondents.

Class Interval = 1 + 3,3 log n

= 1 + 3,3 log 126

= 1 + 3,3 (2,100370545)

= 1 + 6,931222799

= 7,931222799 rounded to 8

2) Calculating Data Range

Data Range = (Maximum Score – Minimum Score)

= 17 – 4

= 13

3) Calculating Length of the Class

Length of the Class $= \frac{Data\ Range}{class\ interval}$

$= \frac{13}{8}$

= 1,625 rounded to 2

Frequency Distribution of Parents` Education Level variable can be seen in the table below:

Table 13. Frequency Distribution of Parents` Education Level Variable

No	Interval Class	Absolute Frequency	Relative Frequency (%)	Absolute Cumulative Frequency	Cumulative Frequency (%)
1.	4 – 5	16	12,70	16	12,70
2.	6 – 7	40	31,75	56	44,45
3.	8 – 9	26	20,63	82	65,08
4.	10 – 11	14	11,11	96	76,19
5.	12 – 13	15	11,90	111	88,09
6.	14 – 15	6	4,77	117	92,86
7.	16 – 17	9	7,14	126	100
8.	18 – 19	0	0	0	0
	Total	126	100	126	100

Source: Primary Data 2013

Based on the frequency distribution table of Parents` Education Level variable above can be described as follows:

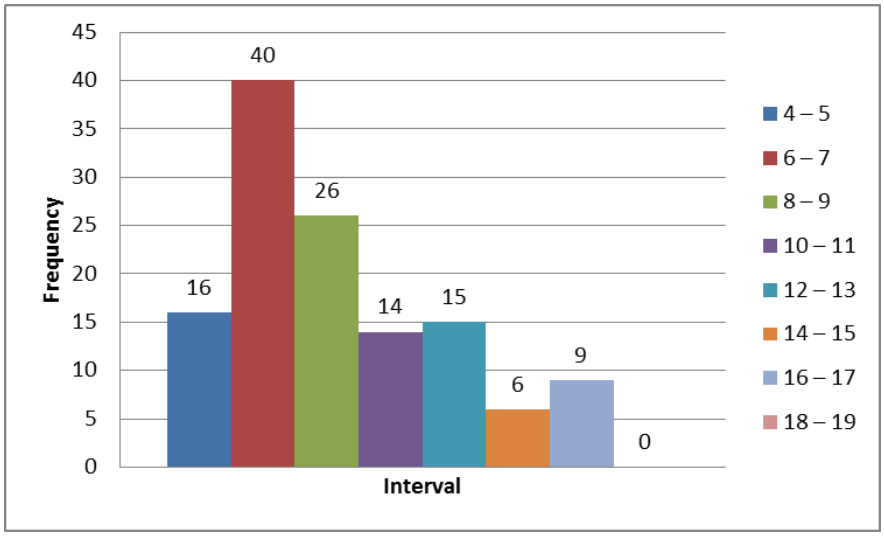

Source: Primary Data 2013

Figure 4. Parents` Education Level Histogram.

According to the data above can be created distributions tendency of Parents` Education Level variable that start with calculating the ideal Mean (Mi) and ideal Standard Deviation (SDi). Parents` Education Level measured by 2 statements with scale 2 to 10. Based on those statements,

the highest score is 20 and the lowest score is 4. Based on those data obtained that ideal Mean (Mi) and the ideal Deviation Standard (SDi) calculated as follows:

$$Mi = \frac{1}{2}(ideal\ highest\ score + ideal\ lowest\ score)$$

$$Mi = \frac{1}{2}(20 + 4)$$

$$Mi = \frac{1}{2}(24)$$

$$Mi = 12$$

$$SDi = \frac{1}{6}(ideal\ highest\ score - ideal\ lowest\ score)$$

$$SDi = \frac{1}{6}(20 - 4)$$

$$SDi = \frac{1}{6}(16)$$

$$SDi = 2{,}67$$

Based on data above the tendency of Parents` Education Level can be seen in the table below:

Table 14. Identification of Parents` Education Level Tendency

No	Formula	Calculation	Score Range	Categories
1	X < (Mi - 1.SDi)	X < 9,33	4 - 9,33	Low
2	(Mi - 1.SDi) ≤ X < (Mi + 1.SDi)	9,34 ≤ X < 14,67	9,34 - 14,67	Medium
3	(Mi + 1.SDi) ≤ X	14,68 ≤ X	14,68 - 20	High

Source: Primary Data 2013

Table 15. Parents` Education Level Category

No	Score Range	f	%	Categories
1	4 - 9,33	82	65,08	Low
2	9,34 - 14,67	35	27,78	Medium
3	14,68 - 20	9	7,14	High

Source: Primary Data 2013

According to the table above, it can be seen that Parents` Education Level in grade XI Social Science SMA N 1 Bukateja at high category consist of 9 students (7,14%), at medium category consist of 35 students (27,78%), and at low category consist of 82 student (62,08%).

The tendency of Parents` Education Level variable presented in Pie Chart form as follow:

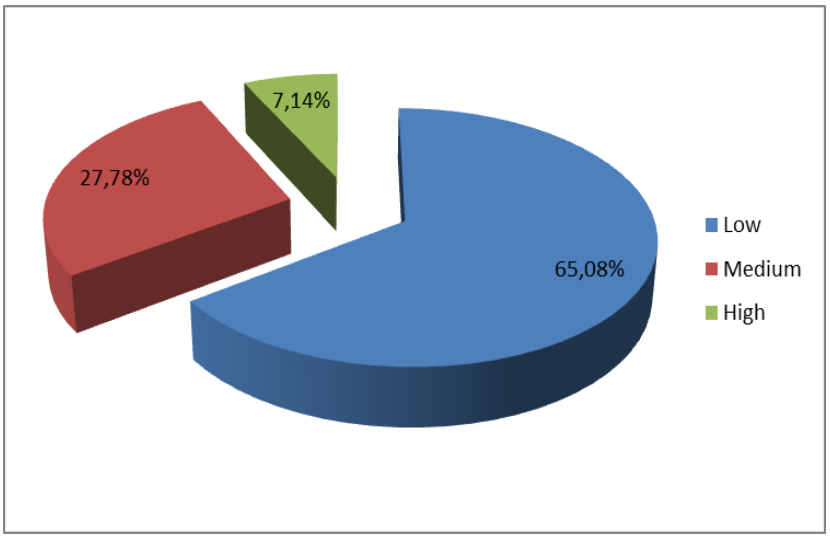

Source: Primary Data 2013

Figure 5. Pie Chart of Parents` Education Level Tendency.

c. Students` Motivation Variable

The data of Students` Motivation obtained from questionnaire that consist of 17 statements using *Likert* scale that consist of 4 alternative answers, which is 4 for the highest score and 1 for lowest score. Based on the data of Students` Motivation variable, it shows that the highest score is 65 of the highest possible score achieved by (4 × 17) = 68, and the lowest score is 35 of the lowest possible score achieved by (1 × 17) = 17. The results of analysis using *SPSS Statistics 18.0 For Windows* program

show that the Mean obtained by 52,27; Median obtained by 52,00; Modus obtained by 52; and Deviation Standard (SD) obtained by 6,183.

The frequency distribution of Students` Motivation variable can be obtained by using these steps:

1) Calculating Class Interval

Determining the class interval use formula by *Sturges* that is class interval = 1 + 3,3 log n, which n are the total respondents.

Class Interval = 1 + 3,3 log n

= 1 + 3,3 log 126

= 1 + 3,3 (2,100370545)

= 1 + 6,931222799

= 7,931222799 rounded to 8

2) Calculating Data Range

Data Range = (Maximum Score –Minimum Score)

= 65 – 35

= 30

3) Calculating Length of the Class

Length of the Class $= \frac{Data\ Range}{class\ interval}$

$= \frac{30}{8}$

= 3,750 rounded to 4

Frequency Distribution of Students` Motivation variable can be seen in the table below:

Table 16. Frequency Distribution of Students` Motivation Variable

No	Interval Class	Absolute Frequency	Relative Frequency (%)	Absolute Cumulative Frequency	Cumulative Frequency (%)
1.	35 – 38	5	3,97	5	3,97
2.	39 – 42	3	2,38	8	6,35
3.	43 – 46	13	10,32	21	16,67
4.	47 – 50	19	15,08	40	31,75
5.	51 – 54	38	30,16	78	61,91
6.	55 – 58	28	22,22	106	84,13
7.	59 – 62	17	13,49	123	97,62
8.	63 – 66	3	2,38	126	100
Total		126	100	126	100

Source: Primary Data 2013

Based on the frequency distribution table of Students` Motivation variable above can be described as follows:

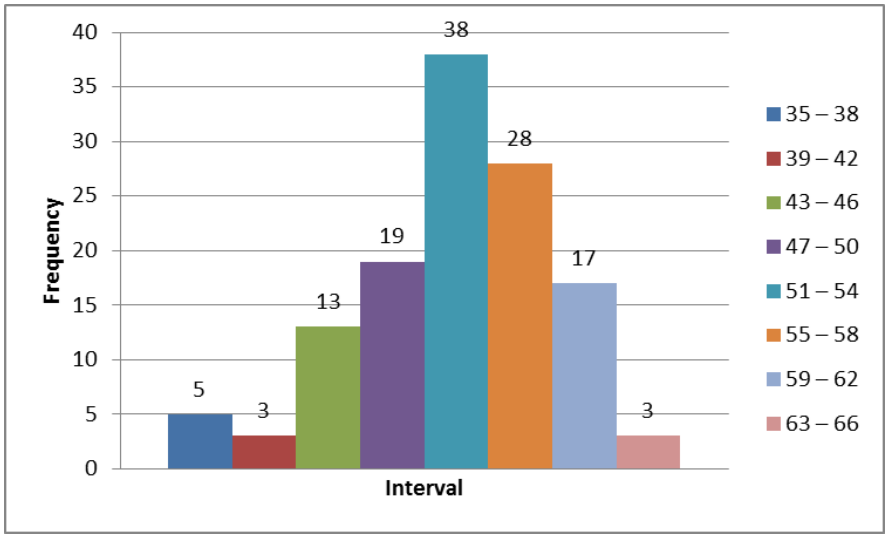

Source: Primary Data 2013

Figure 6. Students` Motivation Histogram.

According to the data above can be created distributions tendency of Students` Motivation variable that start with calculating the ideal Mean (Mi) and ideal Standard Deviation (SDi). Students` Motivation measured by 17 statements with scale 1 to 4. Based on those 17

statements, the highest score is (17 x 4) = 68 and the lowest score is (17 x 1) = 17. Based on those data obtained that ideal Mean (Mi) and the ideal Deviation Standard (SDi) calculated as follow:

$Mi = \frac{1}{2}$ *(ideal highest score + ideal lowest score)*

$Mi = \frac{1}{2}(68 + 17)$

$Mi = \frac{1}{2}(85)$

$Mi = 42{,}5$

$SDi = \frac{1}{6}$ *(ideal highest score - ideal lowest score)*

$SDi = \frac{1}{6}(68 - 17)$

$SDi = \frac{1}{6}(51)$

$SDi = 8{,}5$

Based on data above the tendency of Students` Motivation can be seen in the table below:

Table 17. Identification of Students` Motivation Tendency

No.	Formula	Calculation	Score Range	Categories
1	X < (Mi - 1.SDi)	X < 34	17 - 33,9	Low
2	(Mi - 1.SDi) ≤ X < (Mi + 1.SDi)	34 ≤ X < 51	34 - 50,9	Medium
3	(Mi + 1.SDi) ≤ X	51 ≤ X	51 - 68	High

Source: Primary Data 2013

Table 18. Students` Motivation Category

No.	Score Range	f	%	Categories
1	17 - 33,9	0	0	Low
2	34 - 50,9	41	32,54	Medium
3	51 - 68	85	67,46	High

Source: Primary Data 2013

According to the table above, it can be seen that Students` Motivation of the Grade XI Social Science SMA N 1 Bukateja at high category consist of 85 students (67,49%), at medium category consist of 41 students (32,54%), and at low category consist of 0 student (0%).

The tendency of Students` Motivation variable presented in Pie Chart form as follow:

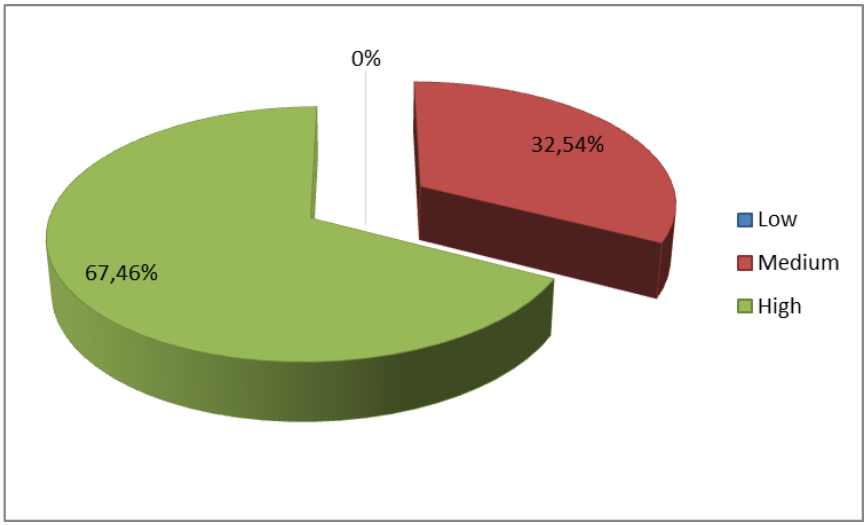

Source: Primary Data 2013

Figure 7. Pie Chart of Students` Motivation Tendency.

B. Prerequisite Test Analysis

1. Linearity Test

Linearity test performed to determine whether the independent variables with the dependent variable has linear relation or not. In this

research the researcher used *SPSS Statistics 18.0 for Windows* for calculating linearity test by looking at the *p-value Deviation from linearity*. The variable state as linear if the F_{calc} less than F_{table}.

Based on the analysis of data, coefficients of $F_{calc} \leq F_{table}$ for the variables X1 towards Y is 0,567 ≤ 2.45, while for the variable X2 towards Y is 0.754 ≤ 1.76 this data are obtained from the coefficient F on *Deviation from Linearity* that listed in the ANOVA table of the output generated with SPSS Statistics 18.0 for Windows.

Based on those results, the relation between independent variables with the dependent variable (all) showed a linear, so the linear correlation can proceed. For more details linearity test results can be seen in the following table:

Table 19. Linearity Test Result Summary

No	**Variable**		**Df**	**F_{calc}**	**F_{table}**	***p-value***	**Conclusion**
	Dependent	**Independent**					
1.	X_1	Y	113:11	0,567	2,45	0,852	Linear
2.	X_2	Y	98:26	0,754	1,76	0,792	Linear

Source: Primary Data 2013

Conclusion:

1. Linearity test data of Parents` Education Level ($X_1$) towards Students` Interests in Pursuing Their Study to Higher Education (Y). The results of the analysis showed F_{calc} coefficient of 0,567 is smaller than F_{table} that is equal to 2,45, and the p-value of 0,852 is greater than 0,05.

Thus, data of Parents` Education Level ($X_1$) has linearity correlation towards Students` Interest in Pursuing Their Study to higher Education (Y).

2. Linearity test data of Students` Motivation ($X_2$) towards Students` Interests in Pursuing Their Study to Higher Education (Y). The results of the analysis showed F_{calc} coefficient of 0,754 is smaller than F_{table} that is equal to 1,76, and the p-value of 0,792 is greater than 0,05. Thus, data of Students` Motivation ($X_2$) has linearity correlation towards Students` Interest in Pursuing Their Study to higher Education (Y).

2. Multicollinearity Test

Multicollinearity test is used for testing the assumptions in multiple correlation analysis. Multicollinearity assumption states that the independent variable must be free from the high correlation between the independent variables, if there is a high correlation between the independent variables the relationship between the independent variables on the dependent variable is disrupted so that the correlation model is not valid.

According to the results of multicollinearity test conducted with SPSS Statistics 18.0 For Windows is known that the r_{x1x2} = 0,176 is less than 0.800, so it can be concluded that there is no multicollinearity because inter correlation among variables less than 0.800. Multicollinearity test results can be seen briefly in the following table:

Table 20. Multicollinearity Test Result Summary

Variable	X_1	X_2	Conclusion
X_1	1	0,176	there is no multicollinearity
X_2	0,176	1	

Source: Primary Data 2013

C. Hypothesis Testing

The analysis technique used to test the first and second hypothesis in this research using the technique Product Moment of Pearson with see the value of r_{calc} in the data processing using SPSS Statistics 18.0 For Windows. In this research used basis for decision making that is if r_{calc} is positive then it can be concluded that there is a positive relationship between the independent variables towards dependent variable while third hypothesis using tests of significance using F test and multiple correlation analysis technique that the purpose is to determine the relationship between two independent variables together toward dependent variables. The results explanation of hypothesis testing in this study are as follows:

Table 21. Product Moment Correlation Result Summary

Variable	r_{calc}	r_{table}	Significance	Explanation
$X_1 – Y$	0,428	0,176	0,000	Positive and significant
$X_2 – Y$	0,544	0,176	0,000	Positive and significant

Source: Primary Data 2013

a. First hypothesis Test

First Hypothesis stated that "there is a positive and significant relationship between Parents` Education Level towards Students` Interest in Pursuing Their Study to Higher Education". Basis for decision making using the correlation coefficient (r_{x1y}) between Parents` Education Level variable

(X1) towards Students` Interests in Pursuing Their Study to Higher Education (Y), if the r_{calc} is positive then there is a positive relationship between the independent variables with the dependent variable. To test the significance of the relationship is comparing the value of r_{calc} toward r_{table} at 5% significance level, if r_{calc} value greater than or equal to r_{table} the relationship is significant and vice versa.

Based on calculations by Product Moment analysis using SPSS Statistics 18.0 for Windows is obtained the correlation coefficient (r_{x1y}) between Parents` Education Level variable (X1) towards Students` Interests in Pursuing Their Study to Higher Education (Y) equal to 0,428. To determine the relationship is significant or not is to compare the value of r_{calc} toward r_{table} at significance level of 5% and n = 126 is equal to 0.176. The results of the correlation coefficient (r_{x1y}) showed that r_{calc} greater than r_{table} (0,428 > 0,176), the results of this research indicate that there is a positive relationship and significant between Parents` Education Level towards Students` Interest in Pursuing Their Study to Higher Education in Grade XI Social Science SMA N 1 Bukateja in Academic Year of 2012/2013, so first hypothesis can be accepted.

b. Second Hypothesis Test

Second Hypothesis stated that “there is a positive and significant relationship between Students` Motivation towards Students` Interests in Pursuing Their Study to Higher Education”. Basis for decision making using the correlation coefficient (r_{x2y}) between Students` Motivation (X2) towards

Students` Interests in Pursuing Their Study to Higher Education (Y), if the r_{calc} is positive then there is a positive relationship between the independent variables with the dependent variable. Testing the significance of the relationship is comparing the value of r_{calc} toward r_{table} at 5% significance level, if r_{calc} value greater than or equal to r_{table} the relationship is significant and vice versa.

Based on calculations by Product Moment analysis using SPSS Statistics 18.0 for Windows is obtained the correlation coefficient (r_{x2y}) between Students` Motivation variable (X2) towards Students` Interest in Pursuing Their Study to Higher Education (Y) equal to 0,544. To determine the relationship is significant or not is to compare the value of r_{calc} toward r_{table} at significance level of 5% and n = 126 is equal to 0,176. The results of the correlation coefficient (r_{x2y}) showed that r_{calc} greater than r_{table} (0,544 > 0,176), the results of this research indicate that there is a positive relationship and significant between Students` Motivation towards Students` Interest in Pursuing Their Study to Higher Education in Grade XI Social Science SMA N 1 Bukateja in Academic Year of 2012/2013, so second hypothesis can be accepted.

c. Third Hypothesis Test

Third Hypothesis stated that “there is a positive and significant relationship between Parents` Education Level and Students` Motivation together toward Students` Interest in Pursuing Their Study to Higher Education”. To test this hypothesis was conducted by multiple correlation

analysis with SPSS 18.0 for Windows. Summary of results of multiple correlation analysis can be seen in the following table:

Table 22. Multiple Correlation Result Summary

R	R square	Adjusted R squared	Information
0,640	0,410	0,400	Positive and significant

Source: Primary Data 2013

Table 23. Multiple Correlation of F test Result

Model	Df	F	Sig.	Information
Regression	2	42,713	0,000	Positive and significant
Residual	123			
Total	125			

Source: Primary Data 2013

The results of the analysis showed that the coefficient (R_y) of 0,640 with a positive direction. This means there is a positive relationship between Parents` Education Level (X1) and Students` Motivation (X2) together toward Students` Interest in Pursuing Their Study to Higher Education (Y). Determining the significance of multiple correlation using F test. Significance testing is used to determine the significance of the correlation Parents` Education Level (X1) and Students` Motivation (X2) together toward Students` Interest in Pursuing Their Study to Higher Education (Y). This basis of decision making is if F_{calc} is greater than F_{table} at significance level of 5% and a significance value smaller than a predetermined level of 0,05 means independent variables are significant toward the dependent variable.

Based on the calculations the F value of 42,713 and F_{calc} significance value of 0,000, when compared with the F_{table} value of 3,09, then the value of $F_{calc} > F_{table}$ (42,713 > 3,09) and F_{calc} significance value less than 0,05 (0,000 < 0,05). From these tests, it can be concluded that there is a positive and significant relationship between Parents` Education Level (X1) and Students` Motivation (X2) together toward Students` Interest in Pursuing Their Study to Higher Education (Y). So third hypothesis can be accepted.

D. Research Result Discussion

The summary of this research can be seen from the following figure:

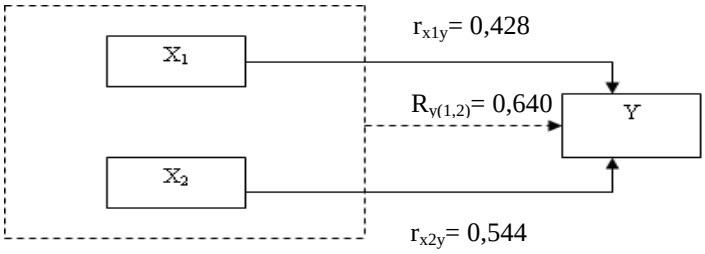

Figure 8**.** Relationship among Variables

X1 = Parents` Education Level Variable

X2 = Students` Motivation Variable

Y = Students` Interest in Pursuing Their Study to Higher Education Variable

- → = Relationship between Parents` Education Level and Students` Motivation together toward Students` Interest in Pursuing Their Study to Higher Education.

→ = Relationship between Parents` Education Level partially towards Students` Interest in Pursuing Their Study to Higher Education.

Relationship between Students` Motivation partially towards Students` Interest in Pursuing Their Study to Higher Education.

1. Relationship between Parents` Education Level towards Students` Interests in Pursuing Their Study to Higher Education.

The result shows that there is a positive and significant relationship between Parents` Education Level towards Students` Interests in Pursuing Their Study to Higher Education. It is proved by the results of simple correlation analysis obtained the correlation coefficient (R_{x1y}) of 0,428 and r_{table} with n = 126 in significance level of 5% is 0,176 it is indicating that r_{calc} positive and greater than r_{table} (0,428 > 0,176). Based on the explanation above it can be concluded that the Parents` Education Level variable towards Students` Interest in Pursuing Their Study to Higher Education has a positive and significant relationship. Thus it can be said that if the higher Parents` Education Level, the higher Interest in Pursuing Their Study to Higher Education. This is consistent with the framework of this research which is high Parents` Education Level will raise the high Students` Interest in Pursuing Their Study to Higher Education. This result of this research is consistent with the theory from Muhibbin Syah (2011: 145-156)

1) Faktor Internal (faktor dari dalam siswa), yakni keadaan/kondisi jasmani dan rohani siswa. Faktor ini meliputi aspek, yakni:
   a) Aspek fisiologis (yang bersifat jasmaniah)
   b) Aspek psikologis (yang bersifat rohaniah)
2) Faktor Eksternal (faktor dari luar siswa), yakni kondisi lingkungan di sekitar siswa. Faktor ini meliputi:
   a) Lingkungan sosial
   b) Lingkungan nonsosial
3) Faktor Pendekatan Belajar, dapat dipahami sebagai segala cara atau strategi yang digunakan siswa dalam menunjang keefektifan dan efisiensi proses pembelajaran materi tertentu.

It can be said that the way parents educate their children based on the educational experience they have been through has relationship towards children's interest in learning, which is in this research is students` interest in pursuing their study to Higher Education.

These results are supported by Esti Setya Rini study (2012) that got the conclusion that there is a positive relationship between Parents` Education Level towards Students` Interest in Pursuing Their Study to Higher Education. Thus it can be concluded that the higher Parents` Education Level, the higher Students` Interest in Pursuing Their Study to Higher Education.

2. Relationship between Students` Motivation towards Students` Interests in Pursuing Their Study to Higher Education.

The result shows that there is a positive and significant relationship between Students` Motivation towards Students` Interest in Pursuing Their Study to Higher Education. it is proved by the results of simple correlation analysis obtained the correlation coefficient (R_{x2y}) of 0,544 and r_{table} with n = 126 the significance level of 5% is 0,176 indicating that r_{calc} positive and greater than r_{table} (0,544 > 0,176). Based on the explanation above it can be concluded that Students` Motivation towards Students` Interest in Pursuing Their Study to Higher Education has a positive and significant relationship. Thus it can be said that if the higher Students` Motivation, the higher Students` Interest in Pursuing Their Study to Higher Education. This is consistent with the framework of this research which is high Students`

Motivation will raise the high Students` Interest in Pursuing Their Study to Higher Education. This result of this research is consistent with the theory from Slameto (2010: 26) there are three factors affect the Students` Motivation:

1. *Dorongan kognitif*
   Termasuk dalam golongan kognitif adalah kebutuhan untuk mengetahui, untuk mengerti, dan memecahkan masalah. Dorongan kognitif timbul di dalam proses interaksi antara siswa dengan tugas atau masalah.
2. *Harga diri*
   Ada siswa tertentu yang tekun belajar melaksanakan tugas-tugasnya bukan terutama untuk memperoleh pengetahuan atau kecakapan, melainkan untuk memperoleh status dan harga diri.
3. *Kebutuhan berafiliasi*
   Kebutuhan berafiliasi sukar dipisahkan dari harga diri. Ada siswa yang berusaha menguasai bahan pelajaran atau belajar giat untuk memperoleh pembenaran/penerimaan dari teman-temannya atau dari orang lain yang dapat memberikan status kepadanya. Siswa senang jika orang lain menunjukan pembenaran terhadap dirinya, oleh karena itu ia giat belajar.

It can be said that the Students` Motivation has relationship toward Students` Interest in Pursuing Their Study to Higher Education which Students` Motivation is influenced by three main factors; cognitive encouragement, self-esteem and need for affiliation.

This is supported by Mursinandi Agustin (2010) and Chandra Efrida Kurniawati study (2008) that got the conclusion that there is a positive relationship between Students` Motivation towards Students` Interest in Pursuing Their Study to Higher Education. It can be concluded that the higher Students` Motivation, the higher Students` Interest in Pursuing Their Study to Higher Education.

3. Relationship between Parents` Education Level and Students` Motivation together toward Students` Interests in Pursuing Their Study to Higher Education.

The result of the analysis of the third hypothesis testing shows that there is a positive and significant relationship between Parents` Education Level and Students` Motivation together toward Students` Interest in Pursuing Their Study to higher Education indicated by the correlation coefficient ($R_{y1,2}$) of 0.640 and F_{calc} obtained by 42.713 while F_{table} on significance level of 5% obtained by 3,09. This shows the value of ($R_{y1,2}$) is positive and F_{calc} greater than F_{table} so it can be concluded that there is a positive and significant relationship between the Parents` Education Level (X1) and Students` Motivation (X2) together toward Students` Interest in Pursuing Their Study to Higher Education (Y). It can be concluded that the higher the Parents` Education Level and Students` Motivation, the higher Students` Interest in pursuing Their Study to Higher Education.

One of factors that affect the Students` Interest in Pursuing Their Study to Higher Education is Parents` Education Level. Parents` have important role in guiding the children in creating the mindset of the children's interest to pursuing their study to Higher Education. The other factors that affect the Students` Interest in Pursuing Their Study to Higher Education is Students` Motivation. Students with High Motivation will not stop at certain point, he will try to be the best in any subject and compete his friends to pursuing the study to Higher Education. In this research shows

that Students` Interest in Pursuing Their Study to Higher Education is high categorized.

This research in accordance with literature review and research framework in this research and it is proven that Parents` Education Level and Students` Motivation could be set as basis for measuring the Students` Interest in Pursuing Their Study to Higher Education. In addition, from the analysis also obtained value of *R square* 0,410 which means that 41,0% Students` Interest in Pursuing Their Study to Higher Education have relationship toward Parents` Education Level and Students` Motivation.

E. Limitations of the Research

This Research was conducted well, but it still have some limitedness such as:

1. Factors that have been taken to find out the Relationship of Students` Interest in Pursuing Their Study to Higher Education there are only 2 variables, they are: Parents` Education Level, Students` Motivation whereas there are more factors also can affect the Students` Interest in Pursuing Their Study to Higher Education.
2. This research have been done well by researcher in purpose to acquired the results of the research based on the real condition of the student, but researchers cannot guarantee that students who become research subjects completed the questionnaire in accordance with their actual conditions.
3. The data from schools is not supported by documentation, most of them are delivered orally by administration staff based on school's archieves

CHAPTER V
CONCLUSION AND SUGGESTIONS

A. Conclusion

Based on the results of this research can be concluded that:

a. There is a positive and significant relationship between Parents Education Level towards Interest of the Grade XI Social Science SMA N 1 Bukateja in Pursuing Their Study to Higher Education in Academic Year of 2012/2013. It is shown by the correlation coefisient r_{x1y} 0,428 (r_{x1y} obtained by 0,428 > r_{table} 5% obtained by 0,176).

b. There is a positive and significant relationship between Students` Motivation towards Interest of the Grade XI Social Science SMA N 1 Bukateja in Pursuing Their Study to Higher Education in Academic Year of 2012/2013. It is shown by the correlation coefisient r_{x2y} 0,544 (r_{x2y} obtained by 0,544 > r_{table} 5% obtained by 0,176).

c. There is a positive and significant relationship between Parents Education Level and Students` Motivation together toward Interest of the Grade XI Social Science SMA N 1 Bukateja in Pursuing Their Study to Higher Education in Academic Year of 2012/2013. It is shown by the correlation coefisient (R) obtained by 0,640, coefisient determenation (R^2) obtained by 0,410, and F_{calc} obtained by 42,713 (F_{calc} obtained by 42,713 > F_{table} 5% obtained by 3,09).

B. Research Result Implications

1. It have been tested that there is a positive and significant relationship between Parents` Education Level towards Students` Interest in Pursuing Their Study to Higher Education. It shows that the higher Parents` Education Level the more Students` Interest in Pursuing Their Study to Higher Education.
2. It have been tested that there is a positive and significant relationship between Students` Motivation towards Students` Interest in Pursuing Their Study to Higher Education. It shows that the higher Students` Motivation the more Students` Interest in Pursuing Their Study to Higher Education.
3. It have been tested that there is a positive and significant relationship between Parents Education Level and Students` Motivation toward Students` Interest in Pursuing Their Study to Higher Education. It shows that the higher Parents Education Level the more Interest of Student in Pursuing Their Study to Higher Education. This also applies to Students` Motivation, the higher Students` Motivation the more Students` Interest in Pursuing Their Study to Higher Education.

C. Suggestions

1. Suggestion for Teacher

   Teachers are expected to give motivation to the students such as reading a book when there is spare time, do the assignment on time and students can participate in the competitions both in academic and nonacademic, so it makes students more confident and motivated to compete positively.

2. Suggestion for the Students

   Students are expected to improve their motivation and interests pursuing their study to Higher Education although their Parents` Education Level is low.

3. Suggestion for the Next Reseacher

   This research provide information about Parents` Education Level and Students` Motivation factors have relationship toward Students` Interest in Pursuing Their Study to Higher Education. Interest in Pursuing Their Study to higher Education is not only have relationship toward Parents Education Level and Students` Motivation Education, but also have relationship toward other factors.

REFERENCES

Agustin Mursinandi. (2010). "*Hubungan antara Motivasi Berprestasi, Status Sosial Ekonomi Orang Tua dan Lingkungan Teman Sebaya dengan Minat Melanjutkan Studi ke Perguruan Tinggi pada Siswa Kelas XI Jurusan IPS MAN Yogyakarta II Tahun Ajaran 2009/2010*". *Skripsi*. Yogyakarta: FE UNY.

Candra Efrida Kurniawati. (2008). "*Antara Motivasi Berprestasi, Status Sosial Ekonomi Orang Tua dan Lingkungan Teman Sebaya Dengan Minat Melanjutkan Studi ke Perguruan Tinggi pada Siswa Kelas XII Program Keahlian Akuntansi SMK YPKK 1 Sleman Tahun Ajaran 2007/2008*". *Skripsi*. Yogyakarta: FE UNY.

Depdiknas. (2003). *Undang-Undang Republik Indonesia Nomor 20 Tahun 2003 tentang Sistem Pendidikan Nasional*. Jakarta: Depdiknas.

Djaali. (2012). *Psikologi Pendidikan*. Jakarta: PT. Bumi Aksara.

Esti Setya Rini. (2012). "*Hubungan Tingkat Pendidikan Orang Tua dan Prestasi Belajar Siswa Dengan Minat Siswa Melanjutkan Studi ke Perguruan Tinggi pada Siswa Kelas XI SMA Negeri 1 Kalasan Tahun Ajaran 2011/2012*". *Skripsi*. Yogyakarta: FE UNY.

Fuad Ihsan. (2003). *Dasar-dasar Kependidikan*. Jakarta: PT. Rineka Cipta.

John P. Houston. (1985). *Motivation*. New York: Collier Macmillan Canada, Inc.

Muhibbin Syah. (2011). *Psikologi Belajar*. Jakarta: PT. Raja Grafindo Persada.

Nana Syaodih. (2004). *Landasan Psikologi Proses Pendidikan*. Bandung: PT. Remaja Rosdakarya.

Ngalim Purwanto. (2010). *Psikologi Pendidikan*. Bandung: PT. Remaja Rosdakarya.

Nurkosim. (2012). "*Pengaruh Tingkat Pendidikan dan Tingkat Pendapatan Orang Tua terhadap Prestasi Belajar Mata Pelajaran Ekonomi Siswa Kelas X SMA Negeri 1 Kedungwaru Kabupaten Tulungagung Tahun Pelajaran 2011/2012"*. *Tesis*. Malang: PIPS Universitas Kanjuruhan Malang.

Oemar Hamalik. (2011). *Kurikulum dan Pembelajaran*. Jakarta: Bumi Aksara.

Saifuddin Azwar. (2011). *Penyusunan Skala Psikologi*. Yogyakarta: Pustaka Pelajar.

Sardiman AM. (2006). *Interaksi dan Motivasi Belajar Mengajar*. Jakarta: PT. Raja Grafindo Persada.

Slameto. (2010). *Belajar dan Faktor-faktor yang Mempengaruhi*. Jakarta: PT. Rineka Cipta.

Suara Pembaruan. (2011). Tingkatkan Kualitas Pekerja. Retrieved February 11, 2013, from : http://www.suarapembaruan.com/tajukrencana/tingkatkan-kualitas-pekerja/5173

Sugiyono. (2007). *Statistik untuk Penelitian*. Bandung: CV Alfabeta.

_____. (2010). *Metode Penelitian Pendidikan Pendekatan Kuantitatif, Kualitatif, dan R&D.* Bandung: CV Alfabeta.

Suharsimi Arikunto. (2000). *Manajemen Penelitian*. Jakarta: PT. Rineka Cipta.

_____. (2010). *Prosedur Penelitian Suatu Pendekatan Praktik*. Jakarta: PT. Rineka Cipta.

Sumadi Suryabrata. (2004). *Psikologi Pendidikan*. Jakarta: PT. Raja Grafindo Persada.

Sutrisno Hadi. (2004). *Analisis Regresi*. Yogyakarta: Andi Offset.

APPENDICES

APPENDIX 1

Research Instrument

a. **Research Instrument Testing**

b. **Research Instrument**

Research Instrument Testing

Kepada
Yth. Siswa Kelas XI IPS 1
SMA N 2 Purbalingga

Assalamualaikum wr. wb.

Di sela-sela kesibukan Adik-adik belajar, perkenankanlah saya meminta kesediaan Adik-adik untuk meluangkan waktu sebentar guna mengisi angket ini. Angket ini digunakan untuk mengumpulkan data bagi penelitian saya yang berjudul:

"Relationship between Parents Education Level and Students Achievement Motivation toward Interest of the Grade XI Social Science SMA N 1 Bukateja in Pursuing Their Study to Higher Education in Academic Year of 2012/2013"

Berkenaan dengan hal tersebut, saya memohon bantuan Adik-adik untuk memberikan jawaban atas pernyataan-pernyataan yang tertera dalam angket uji coba istrumen ini. Angket ini bukan merupakan tes, sehingga tidak ada jawaban yang benar maupun yang salah. Jawaban yang Adik-adik berikan tidak akan mempengaruhi nilai atau nama baik Adik-adik di sekolah.

Atas bantuan Adik-adik, saya ucapkan terima kasih. Semoga Tuhan Yang Maha Esa memberikan imbalan yang sesuai dengan budi baik Adik-adik.

Wassalamualaikum wr. wb.

Peneliti,

Narendra Edi Putranto

ANGKET UJI COBA PENELITIAN

Petunjuk Pengisian Angket

1. Tuliskan terlebih dahulu nama, kelas, dan nomor absen pada tempat yang telah disediakan.
2. Pada angket ini terdapat 39 pernyataan. Pertimbangkan setiap pernyataan dalam kaitannya dengan mata pelajaran Akuntansi Keuangan. Berilah jawaban yang *benar-benar cocok dengan pilihanmu*.
3. Pertimbangkan setiap pernyataan secara terpisah dan tentukan kebenarannya. Jawaban jangan dipengaruhi oleh jawaban dari penyataan lain.
4. Jawablah semua pernyataan dengan memilih salah satu dari empat alternatif jawaban di bawah ini dengan memberikan tanda centang (√)

   SS = Sangat Setuju TS = Tidak Setuju

   S = Setuju STS = Sangat Tidak Setuju

Identitas Responden

Nama : .....

Kelas : .....

No. Absen : .....

---

1. Angket Minat Melanjutkan Studi ke Perguruan Tinggi

No	Pernyataan	alternatif jawaban			
		SS	S	TS	STS
1	Saya merasa bersemangat ketika membicarakan Perguruan Tinggi dengan teman-teman sekolah				
2	Saya merasa senang ketika orang tua saya membicarakan tentang Perguruan Tinggi yang saya minati				
3	Saya mencari semua infromasi tentang Perguruan Tinggi dan Jurusan yang saya minati				
4	Saya merasa tertarik untuk melanjutkan studi ke Perguruan Tinggi, karena lingkungan saya mendukung				
5	Saya tidak tertarik melanjutkan studi ke Perguruan Tinggi karena membutuhkan dana yang besar				

6	Saya tidak tertarik untuk melanjutkan studi ke Perguruan Tinggi karena saya sudah mendapatkan pekerjaan				
7	Saya berkeinginan untuk melanjutkan studi ke Perguruan Tinggi setelah lulus SMA				
8	Saya Melanjutkan studi ke Perguruan Tinggi supaya saya tidak menjadi pengangguran				
9	Saat di Perguruan Tinggi saya berharap bisa terus mengembangkan ilmu dan kemampuan saya				
10	Saya berharap dapat lulus dari sekolah dengan nilai yang sempurna				
11	Saya melanjutkan studi ke Perguruan Tinggi agar saya bisa mendapatkan pekerjaan yang saya ingin				
12	Saya yakin dapat diterima di Perguruan Tinggi yang saya inginkan karena percaya dengan kemampuan yang saya miliki				
13	Orang Tua saya selalu memotivasi saya agar melanjutkan studi ke jenjang Perguruan Tinggi				
14	Karena kemauan yang kuat dari dalam diri, keluarga selalu mendorong saya untuk bisa masuk ke Perguruan Tiggi yang saya inginkan				
15	Melanjutkan studi ke Perguruan Tinggi sesuai dengan cita-cita saya sejak kecil				
16	Kemauan saya untuk melanjutkan studi ke Perguruan Tinggi sesuai dengan keinginan Orang Tua saya				

2. Angket Motivasi Berprestasi Siswa

No	Pernyataan	alternatif jawaban			
		SS	S	TS	STS
1	Saya sudah belajar terlebih dahulu di rumah sebelum materi diajarkan oleh guru saat pembelajaran				
2	Saya meluangkan waktu untuk membaca buku setiap hari di rumah				
3	Saya bertanya pada guru apabila ada materi yang masih belum saya kuasai				
4	Pada saat ulangan saya sudah mempersiapkan contekan mengenai materi yang diujikan				
5	Saya mencoba menyelesaikan tugas dengan kemampuan yang saya miliki				

6	Ketika ada PR saya berusaha untuk menyelesaikannya dan mengumpulkan tepat waktu				
7	Saya tidak suka menunda-nunda apa yang bisa saya kerjakan hari ini				
8	saya tidak suka ketika dipilih sekolah untuk menjadi wakil dalam perlombaan mata pelajaran				
9	Saya menyukai penugasan yang susah sehingga menantang saya untuk bisa menyelesaikannya				
10	Saya berani menghadapi risiko karena saya yakin pada kemampuan diri sendiri				
11	Jika ada penugasan ataupun ulangan saya berusaha untuk menjadi yang terbaik di kelas				
12	Saya fokus terhadap materi ketika saya belajar di rumah				
13	Jika kondisi rumah ramai saya tidak akan terganggu karena saya berkonsentrasi pada materi				
14	Daripada untuk belajar waktu yang saya habiskan lebih banyak untuk bersantai-santai				
15	saya menggali informasi mengenai materi pelajaran, baik menggunakan buku ataupun teknologi internet				
16	Saya tidak cepat puas terhadap prestasi yang sudah dicapai				
17	Saya bersemangat untuk menjadi lebih baik lagi dalam segala hal				
18	Saya tidak puas ketika saya mendapatkan nilai yang tidak sesuai dengan harapan				
19	Ketika ada PR atau penugasan saya menunggu pekerjaan teman untuk saya contek				
20	Saya lebih suka menyelesaikan tugas sendiri daripada mengerjakan bersama-sama namun tidak fokus				
21	Sepulang sekolah saya langsung mengerjakan penugasan yang diberikan oleh guru tanpa menunda-nunda sampai batas tugas dikumpulkan				

1. Angket Tingkat Pendidikan Orang Tua
Keterangan:

Berikan tanda (O) pada tingkat pendidikan terakhir Ayah dan Ibu Adik-adik

1. Tingkat Pendidikan Terakhir Ayah anda:
   a. Tamat SD
   b. Tidak Tamat SD, Sampai dengan kelas . . . .
   c. Tamat SMP
   d. Tidak Tamat SMP, Sampai dengan kelas . . . .
   e. Tamat SMA
   f. Tidak Tamat SMA, Sampai dengan kelas . . . .
   g. Tamat DI
   h. Tidak Tamat DI, Sampai dengan semester . . . .
   i. Tamat DII
   j. Tidak Tamat DII, Sampai dengan semester . . . .
   k. Tamat DIII
   l. Tidak Tamat DIII, Sampai dengan semester . . . .
   m. Tamat S1
   n. Tidak Tamat S1, Sampai dengan semester . . . .
   o. Tamat S2
   p. Tidak Tamat S2, Sampai dengan semester . . . .
   q. Tamat S3
   r. Tidak Tamat S3, Sampai dengan semester . . . .

2. Tingkat Pendidikan Terakhir Ibu anda:
   a. Tamat SD
   b. Tidak Tamat SD, Sampai dengan kelas . . . .
   c. Tamat SMP
   d. Tidak Tamat SMP, Sampai dengan kelas . . . .
   e. Tamat SMA
   f. Tidak Tamat SMA, Sampai dengan kelas . . . .
   g. Tamat DI

h. Tidak Tamat DI, Sampai dengan semester . . . .

i. Tamat DII

j. Tidak Tamat DII, Sampai dengan semester . . . .

k. Tamat DIII

l. Tidak Tamat DIII, Sampai dengan semester . . . .

m. Tamat S1

n. Tidak Tamat S1, Sampai dengan semester . . . .

o. Tamat S2

p. Tidak Tamat S2, Sampai dengan semester . . . .

q. Tamat S3

r. Tidak Tamat S3, Sampai dengan semester . . . .

***** *Terima Kasih* *****

RESEARCH INSTRUMENT

Kepada
Yth. Siswa Kelas XI IPS
SMA N 1 Bukateja

Assalamualaikum wr. wb.

Di sela-sela kesibukan Adik-adik belajar, perkenankanlah saya meminta kesediaan Adik-adik untuk meluangkan waktu sebentar guna mengisi angket ini. Angket ini digunakan untuk mengumpulkan data bagi penelitian saya yang berjudul:

"Relationship between Parents Education Level and Students Achievement Motivation toward Interest of the Grade XI Social Science SMA N 1 Bukateja in Pursuing Their Study to Higher Education in Academic Year of 2012/2013"

Berkenaan dengan hal tersebut, saya memohon bantuan Adik-adik untuk memberikan jawaban atas pernyataan-pernyataan yang tertera dalam angket penelititan ini. Angket ini bukan merupakan tes, sehingga tidak ada jawaban yang benar maupun yang salah. Jawaban yang Adik-adik berikan tidak akan mempengaruhi nilai atau nama baik Adik-adik di sekolah.

Atas bantuan Adik-adik, saya ucapkan terima kasih. Semoga Tuhan Yang Maha Esa memberikan imbalan yang sesuai dengan budi baik Adik-adik.

Wassalamualaikum wr. wb.

Peneliti,

Narendra Edi Putranto

ANGKET PENELITIAN

Petunjuk Pengisian Angket

1. Tuliskan terlebih dahulu nama, kelas, dan nomor absen pada tempat yang telah disediakan.
2. Pada angket ini terdapat 33 pernyataan. Pertimbangkan setiap pernyataan dalam kaitannya dengan mata pelajaran Akuntansi Keuangan. Berilah jawaban yang *benar-benar cocok dengan pilihanmu*.
3. Pertimbangkan setiap pernyataan secara terpisah dan tentukan kebenarannya. Jawaban jangan dipengaruhi oleh jawaban dari penyataan lain.
4. Jawablah semua pernyataan dengan memilih salah satu dari empat alternatif jawaban di bawah ini dengan memberikan tanda centang (√)

   SS = Sangat Setuju TS = Tidak Setuju
   S = Setuju STS = Sangat Tidak Setuju

Identitas Responden

Nama : .....

Kelas : .....

No. Absen : .....

---

2. Angket Minat Melanjutkan Studi ke Perguruan Tinggi

No	Pernyataan	alternatif jawaban			
		SS	S	TS	STS
1	Saya merasa bersemangat ketika membicarakan Perguruan Tinggi dengan teman-teman sekolah				
2	Saya merasa senang ketika orang tua saya membicarakan tentang Perguruan Tinggi yang saya minati				
3	Saya mencari semua infromasi tentang Perguruan Tinggi dan Jurusan yang saya minati				
4	Saya merasa tertarik untuk melanjutkan studi ke Perguruan Tinggi, karena lingkungan saya mendukung				
5	Saya tidak tertarik melanjutkan studi ke Perguruan Tinggi karena membutuhkan dana yang besar				
6	Saya tidak tertarik untuk melanjutkan studi ke Perguruan Tinggi karena saya sudah mendapatkan				

	pekerjaan				
7	Saya berkeinginan untuk melanjutkan studi ke Perguruan Tinggi setelah lulus SMA				
8	Saya Melanjutkan studi ke Perguruan Tinggi supaya saya tidak menjadi pengangguran				
9	Saat di Perguruan Tinggi saya berharap bisa terus mengembangkan ilmu dan kemampuan saya				
10	Saya melanjutkan studi ke Perguruan Tinggi agar saya bisa mendapatkan pekerjaan yang saya ingin				
11	Saya yakin dapat diterima di Perguruan Tinggi yang saya inginkan karena percaya dengan kemampuan yang saya miliki				
12	Orang Tua saya selalu memotivasi saya agar melanjutkan studi ke jenjang Perguruan Tinggi				
13	Karena kemauan yang kuat dari dalam diri, keluarga selalu mendorong saya untuk bisa masuk ke Perguruan Tiggi yang saya inginkan				
14	Melanjutkan studi ke Perguruan Tinggi sesuai dengan cita-cita saya sejak kecil				

3. Angket Motivasi Berprestasi Siswa

No	Pernyataan	alternatif jawaban			
		SS	S	TS	STS
1	Saya sudah belajar terlebih dahulu di rumah sebelum materi diajarkan oleh guru saat pembelajaran				
2	Saya meluangkan waktu untuk membaca buku setiap hari di rumah				
3	Saya bertanya pada guru apabila ada materi yang masih belum saya kuasai				
4	Pada saat ulangan saya sudah mempersiapkan contekan mengenai materi yang diujikan				
5	Saya mencoba menyelesaikan tugas dengan kemampuan yang saya miliki				
6	Ketika ada PR saya berusaha untuk menyelesaikannya dan mengumpulkan tepat waktu				
7	Saya tidak suka menunda-nunda apa yang bisa saya kerjakan hari ini				
8	saya tidak suka ketika dipilih sekolah untuk menjadi wakil dalam perlombaan mata pelajaran				

9	Jika ada penugasan ataupun ulangan saya berusaha untuk menjadi yang terbaik di kelas				
10	Daripada untuk belajar waktu yang saya habiskan lebih banyak untuk bersantai-santai				
11	saya menggali informasi mengenai materi pelajaran, baik menggunakan buku ataupun teknologi internet				
12	Saya tidak cepat puas terhadap prestasi yang sudah dicapai				
13	Saya bersemangat untuk menjadi lebih baik lagi dalam segala hal				
14	Saya tidak puas ketika saya mendapatkan nilai yang tidak sesuai dengan harapan				
15	Ketika ada PR atau penugasan saya menunggu pekerjaan teman untuk saya contek				
16	Saya lebih suka menyelesaikan tugas sendiri daripada mengerjakan bersama-sama namun tidak fokus				
17	Sepulang sekolah saya langsung mengerjakan penugasan yang diberikan oleh guru tanpa menunda-nunda sampai batas tugas dikumpulkan				

4. Angket Tingkat Pendidikan Orang Tua

Keterangan:

Berikan tanda (O) pada tingkat pendidikan terakhir Ayah dan Ibu Adik-adik

2. Tingkat Pendidikan Terakhir Ayah anda:

   a. Tamat SD

   b. Tidak Tamat SD, Sampai dengan kelas . . . .

   c. Tamat SMP

   d. Tidak Tamat SMP, Sampai dengan kelas . . . .

   e. Tamat SMA

   f. Tidak Tamat SMA, Sampai dengan kelas . . . .

   g. Tamat DI

   h. Tidak Tamat DI, Sampai dengan semester . . . .

   i. Tamat DII

   j. Tidak Tamat DII, Sampai dengan semester . . . .

k. Tamat DIII

l. Tidak Tamat DIII, Sampai dengan semester . . . .

m. Tamat S1

n. Tidak Tamat S1, Sampai dengan semester . . . .

o. Tamat S2

p. Tidak Tamat S2, Sampai dengan semester . . . .

q. Tamat S3

r. Tidak Tamat S3, Sampai dengan semester . . . .

3. Tingkat Pendidikan Terakhir Ibu anda:

a. Tamat SD

b. Tidak Tamat SD, Sampai dengan kelas . . . .

c. Tamat SMP

d. Tidak Tamat SMP, Sampai dengan kelas . . . .

e. Tamat SMA

f. Tidak Tamat SMA, Sampai dengan kelas . . . .

g. Tamat DI

h. Tidak Tamat DI, Sampai dengan semester . . . .

i. Tamat DII

j. Tidak Tamat DII, Sampai dengan semester . . . .

k. Tamat DIII

l. Tidak Tamat DIII, Sampai dengan semester . . . .

m. Tamat S1

n. Tidak Tamat S1, Sampai dengan semester . . . .

o. Tamat S2

p. Tidak Tamat S2, Sampai dengan semester . . . .

q. Tamat S3

r. Tidak Tamat S3, Sampai dengan semester . . . .

***** *Terima Kasih* *****

APPENDIX 2

Research Instrument Testing Analysis

a. **Research Instrument Testing Data Table**
b. **Validity and Reliability Test SPSS Output**

Research Instrument Testing Data Table

A. TABLE OF RESEARCH INSTRUMENT TESTING SMA N 2 PURBALINGGA RESULT DATA

1. Table of Interest in Pursuing Study to Higher Education Variable Research Instrument Testing

No	Score item																Total Score
	1	2	3	4	5	6	7	8	9	10	11	12	13	14	15	16	
1	4	4	4	4	2	4	4	4	4	4	4	4	4	4	4	3	61
2	3	4	3	3	3	4	4	3	4	4	3	3	3	3	3	2	52
3	3	3	3	4	4	4	4	1	4	4	3	3	4	4	4	4	56
4	4	4	4	4	4	3	4	4	4	4	4	3	4	3	2	2	57
5	3	3	4	3	3	3	4	4	4	4	4	3	3	3	4	3	55
6	3	3	4	3	3	3	4	3	4	4	4	4	3	3	3	2	53
7	4	4	3	3	3	3	4	3	3	4	3	3	3	3	3	3	52
8	4	4	4	3	3	3	4	2	4	4	4	3	4	3	4	2	55
9	2	2	4	3	2	4	3	2	4	4	3	2	3	2	2	3	45
10	3	4	3	3	3	3	4	4	4	4	3	3	3	4	3	2	53

11	4	4	4	3	3	3	3	3	3	4	4	3	3	4	2	3	53
12	4	4	3	3	3	3	3	3	4	4	3	3	4	3	3	1	51
13	3	3	2	3	3	3	3	3	4	3	4	2	2	2	2	2	44
14	4	3	4	3	3	4	4	4	4	4	4	3	3	3	4	2	56
15	3	3	3	3	3	3	3	3	3	4	4	3	3	3	3	3	50
16	3	4	3	4	4	4	4	4	4	4	4	3	4	3	3	4	59
17	3	3	3	3	2	3	3	3	3	3	3	4	3	3	3	3	48
18	3	4	3	2	4	3	3	4	3	4	4	3	3	3	2	2	50
19	3	3	2	3	3	3	3	3	3	4	3	3	3	3	2	3	47
20	4	4	3	3	4	4	4	2	4	4	3	3	2	3	4	2	53
21	3	4	4	4	4	4	4	4	3	4	4	4	4	4	4	1	59
22	3	4	3	3	3	3	3	4	3	4	4	3	3	3	3	3	52
23	3	4	3	3	3	3	4	4	4	4	3	3	3	3	3	2	52
24	4	4	3	2	3	3	4	3	4	3	4	3	3	3	3	4	53
25	3	4	4	4	4	4	4	4	4	4	4	3	3	3	3	4	59

26	3	3	3	3	3	3	3	3	3	3	3	3	3	3	3	3	48
27	4	4	3	3	4	4	4	3	4	4	3	4	3	3	3	2	55
28	3	2	2	2	2	3	2	2	2	4	2	3	4	2	3	3	41
29	3	3	4	3	3	4	3	3	4	4	4	3	3	4	3	3	54
30	2	2	2	2	3	3	2	2	2	4	3	2	2	2	2	2	37
31	3	4	4	3	4	4	4	4	4	4	3	4	3	4	3	2	57
32	3	2	2	2	2	2	2	2	2	4	2	2	2	2	2	2	35

2. Table of Student Achievement Motivation Variable Research Instrument Testing

No	Score per item																					Total Score
	1	2	3	4	5	6	7	8	9	10	11	12	13	14	15	16	17	18	19	20	21	
1	4	3	4	4	3	4	3	2	4	3	4	2	3	3	4	3	4	3	4	3	3	70
2	3	3	4	4	3	4	3	3	3	3	3	3	4	3	4	3	4	3	3	3	3	69

3	3	3	3	2	3	3	3	3	3	3	3	4	3	3	3	2	3	3	3	2	3	61
4	4	3	4	3	3	4	3	4	4	4	4	3	3	4	4	1	4	3	4	1	3	70
5	3	3	3	2	2	3	2	2	2	3	3	4	3	2	3	2	3	2	3	2	2	54
6	3	3	4	4	3	4	3	3	4	4	3	3	3	3	4	2	4	3	4	2	3	69
7	4	3	4	3	3	4	3	4	4	3	4	3	3	4	4	2	4	3	3	2	3	70
8	4	3	4	3	3	4	3	3	3	4	4	3	4	3	4	4	4	3	3	4	3	73
9	2	3	3	3	3	3	2	3	4	3	2	2	3	3	3	1	4	2	3	1	3	56
10	3	3	3	4	3	3	3	3	3	3	3	3	3	3	3	3	4	3	4	3	3	66
11	4	3	4	2	3	4	3	2	4	4	3	4	3	2	4	2	4	3	3	2	3	66
12	4	3	3	4	2	3	3	4	4	3	4	3	4	4	3	3	4	3	3	3	2	69
13	3	2	3	3	2	3	2	2	3	3	3	4	3	2	3	3	3	2	2	3	2	56
14	4	2	4	4	3	4	4	3	4	4	4	3	3	3	4	2	4	4	3	3	3	72
15	3	3	4	3	2	4	4	1	4	3	3	2	4	1	4	3	3	4	4	3	2	64
16	3	3	4	3	3	4	3	3	3	3	3	3	3	3	4	3	3	3	3	3	3	66
17	3	3	3	3	3	3	3	3	4	3	3	4	3	3	3	3	3	3	3	3	3	65

18	3	3	3	4	3	3	3	3	3	2	3	3	2	4	3	4	4	3	4	4	3	67
19	3	2	3	3	2	3	2	2	4	3	3	2	3	2	2	2	3	2	2	2	2	52
20	4	3	4	4	3	4	3	4	3	3	4	4	3	4	4	3	4	3	4	3	3	74
21	3	3	3	4	3	3	3	4	3	3	3	4	4	4	3	3	4	3	4	3	3	70
22	3	3	3	3	3	3	3	3	4	3	3	3	3	3	3	3	3	2	3	3	3	63
23	3	3	3	4	2	3	4	4	3	3	3	4	3	4	3	2	4	4	4	2	2	67
24	4	4	3	3	2	3	4	3	4	3	4	4	4	3	3	4	4	4	3	4	2	72
25	3	3	4	4	3	4	3	4	3	3	3	3	3	4	4	4	4	3	4	4	3	73
26	3	3	4	4	3	4	4	4	3	4	3	3	3	4	4	3	4	4	4	3	3	74
27	4	3	3	3	3	3	3	3	3	3	4	3	4	3	3	3	4	3	3	3	3	67
28	3	2	3	3	3	3	2	3	4	4	3	2	4	3	3	2	4	2	4	2	3	62
29	3	3	3	3	3	3	3	3	3	3	3	4	2	3	3	3	3	3	4	3	3	64
30	2	2	4	3	2	4	3	3	3	3	2	2	3	3	4	3	3	3	3	3	2	60
31	3	3	4	4	3	4	4	4	2	3	3	4	4	4	4	4	4	4	4	4	3	76
32	3	3	3	3	2	3	3	2	3	3	3	2	4	2	3	2	3	3	3	2	2	57

Validity and Reliability Test SPSS Output

VALIDITY TEST

1. VALIDITY TEST OF INTEREST IN PURSUING THEIR STUDY TO HIGHER EDUCATION VARIABLE (Y)

Correlations

		skortotal
VAR00001	Pearson Correlation	.474**
	Sig. (2-tailed)	.006
	N	32
VAR00002	Pearson Correlation	.755**
	Sig. (2-tailed)	.000
	N	32
VAR00003	Pearson Correlation	.738**
	Sig. (2-tailed)	.000
	N	32
VAR00004	Pearson Correlation	.741**
	Sig. (2-tailed)	.000
	N	32
VAR00005	Pearson Correlation	.548**
	Sig. (2-tailed)	.001
	N	32
VAR00006	Pearson Correlation	.612**
	Sig. (2-tailed)	.000
	N	32
VAR00007	Pearson Correlation	.863**
	Sig. (2-tailed)	.000
	N	32
VAR00008	Pearson Correlation	.542**
	Sig. (2-tailed)	.001
	N	32
VAR00009	Pearson Correlation	.703**
	Sig. (2-tailed)	.000
	N	32
VAR00010	Pearson Correlation	.212
	Sig. (2-tailed)	.243
	N	32
VAR00011	Pearson Correlation	.608**

	Sig. (2-tailed)	.000
	N	32
	Pearson Correlation	.644**
VAR00012	Sig. (2-tailed)	.000
	N	32
	Pearson Correlation	.551**
VAR00013	Sig. (2-tailed)	.001
	N	32
	Pearson Correlation	.749**
VAR00014	Sig. (2-tailed)	.000
	N	32
	Pearson Correlation	.598**
VAR00015	Sig. (2-tailed)	.000
	N	32
	Pearson Correlation	.137
VAR00016	Sig. (2-tailed)	.455
	N	32
	Pearson Correlation	1
skortotal	Sig. (2-tailed)	
	N	32

2. VALIDITY TEST OF STUDENT ACHIEVEMENT MOTIVATION VARIABLE (X2)

Correlations

		skortotal
VAR00001	Pearson Correlation	.532**
	Sig. (2-tailed)	.002
	N	32
VAR00002	Pearson Correlation	.420*
	Sig. (2-tailed)	.017
	N	32
VAR00003	Pearson Correlation	.561**
	Sig. (2-tailed)	.001
	N	32
VAR00004	Pearson Correlation	.596**
	Sig. (2-tailed)	.000
	N	32
VAR00005	Pearson Correlation	.493**
	Sig. (2-tailed)	.004
	N	32
VAR00006	Pearson Correlation	.561**
	Sig. (2-tailed)	.001
	N	32
VAR00007	Pearson Correlation	.686**
	Sig. (2-tailed)	.000
	N	32
VAR00008	Pearson Correlation	.621**
	Sig. (2-tailed)	.000
	N	32
VAR00009	Pearson Correlation	-.023
	Sig. (2-tailed)	.899
	N	32
VAR00010	Pearson Correlation	.248
	Sig. (2-tailed)	.171
	N	32
VAR00011	Pearson Correlation	.548**
	Sig. (2-tailed)	.001

	N	32
	Pearson Correlation	.273
VAR00012	Sig. (2-tailed)	.130
	N	32
	Pearson Correlation	.177
VAR00013	Sig. (2-tailed)	.331
	N	32
	Pearson Correlation	.657**
VAR00014	Sig. (2-tailed)	.000
	N	32
	Pearson Correlation	.633**
VAR00015	Sig. (2-tailed)	.000
	N	32
	Pearson Correlation	.468**
VAR00016	Sig. (2-tailed)	.007
	N	32
	Pearson Correlation	.693**
VAR00017	Sig. (2-tailed)	.000
	N	32
	Pearson Correlation	.681**
VAR00018	Sig. (2-tailed)	.000
	N	32
	Pearson Correlation	.554**
VAR00019	Sig. (2-tailed)	.001
	N	32
	Pearson Correlation	.511**
VAR00020	Sig. (2-tailed)	.003
	N	32
	Pearson Correlation	.493**
VAR00021	Sig. (2-tailed)	.004
	N	32
	Pearson Correlation	1
skortotal	Sig. (2-tailed)	
	N	32

RELIABILITY TEST

1. RELIABILITY TEST OF INTEREST IN PURSUING THEIR STUDY TO HIGHER EDUCATION VARIABLE (Y)

Reliability

Scale: ALL VARIABLES

Case Processing Summary

		N	%
Cases	Valid	32	100.0
	Excluded[a]	0	.0
	Total	32	100.0

a. Listwise deletion based on all variables in the procedure.

Reliability Statistics

Cronbach's Alpha	N of Items
.897	14

Item-Total Statistics

	Scale Mean if Item Deleted	Scale Variance if Item Deleted	Corrected Item-Total Correlation	Cronbach's Alpha if Item Deleted
VAR00001	41.9375	32.641	.422	.896
VAR00002	41.7500	29.548	.726	.884
VAR00003	41.9688	29.967	.678	.886
VAR00004	42.1563	30.910	.672	.887
VAR00005	42.0625	31.738	.475	.895
VAR00006	41.8438	32.136	.529	.893
VAR00007	41.7188	29.176	.838	.879
VAR00008	42.0625	30.770	.459	.898

VAR00009	41.6563	30.426	.652	.887
VAR00011	41.7500	31.613	.533	.892
VAR00012	42.1250	31.532	.608	.890
VAR00013	42.0625	32.190	.455	.895
VAR00014	42.1250	30.565	.695	.886
VAR00015	42.2188	31.209	.517	.893

2. RELIABILITY TEST OF STUDENT ACHIEVEMENT MOTIVATION VARIABLE (X2)

Reliability

Scale: ALL VARIABLES

Case Processing Summary

		N	%
Cases	Valid	32	100.0
	Excluded[a]	0	.0
	Total	32	100.0

a. Listwise deletion based on all variables in the procedure.

Reliability Statistics

Cronbach's Alpha	N of Items
.871	17

Item-Total Statistics

	Scale Mean if Item Deleted	Scale Variance if Item Deleted	Corrected Item-Total Correlation	Cronbach's Alpha if Item Deleted
VAR00001	49.8750	32.306	.380	.868
VAR00002	50.2500	33.226	.345	.869
VAR00003	49.6563	31.910	.509	.863
VAR00004	49.8125	30.544	.579	.860
VAR00005	50.4063	32.572	.441	.866
VAR00006	49.6563	31.910	.509	.863
VAR00007	50.0938	30.668	.616	.859
VAR00008	50.0938	29.894	.535	.862
VAR00011	49.9063	32.152	.418	.867
VAR00014	50.0313	29.322	.613	.858

VAR00015	49.6875	31.125	.578	.860
VAR00016	50.4063	30.765	.406	.870
VAR00017	49.4688	31.483	.621	.860
VAR00018	50.1250	30.500	.610	.859
VAR00019	49.7500	31.161	.522	.862
VAR00020	50.3750	30.435	.451	.867
VAR00021	50.4063	32.572	.441	.866

APPENDIX 3

RESEARCH DATA

a. **Research Instrument Data Table**
b. **Primary Data Tabulation**
c. **Research Data SPSS Output**

Research Instrument Data Table

No	Parents` Education Level Questionnaire			Students` Achievement Motivation Questionnaire																		Interest in Pursuing Study to Higher Education Questionnaire														
	Father	Mother	Tot	1	2	3	4	5	6	7	8	9	10	11	12	13	14	15	16	17	Tot	1	2	3	4	5	6	7	8	9	10	11	12	13	14	Tot
1	4	4	8	2	3	4	4	4	4	3	4	4	4	3	4	4	4	4	3	3	61	4	4	4	4	4	4	4	3	4	4	4	4	4	3	54
2	7	4	11	3	2	4	3	4	3	4	2	4	3	3	3	4	4	3	4	3	56	3	3	3	4	3	4	4	4	4	4	4	3	4	4	51
3	8	7	15	3	2	4	3	4	4	4	4	4	4	4	4	4	4	3	4	3	62	4	4	4	2	4	4	4	4	4	4	4	3	3	4	52
4	8	4	12	2	3	3	2	4	3	4	4	3	3	3	3	4	4	2	2	2	51	4	4	3	3	4	3	3	3	3	4	3	3	3	3	46
5	8	8	16	3	3	3	2	4	3	4	3	4	2	3	4	3	4	2	3	2	52	4	4	3	3	4	3	3	2	3	4	2	4	4	2	45
6	3	3	6	2	2	3	4	4	4	3	3	3	3	3	4	4	4	3	2	2	53	4	4	4	4	3	3	4	4	4	4	3	4	4	4	53
7	4	4	8	3	4	4	2	4	3	4	3	4	3	4	3	4	3	3	3	2	56	4	4	4	3	3	4	4	4	4	4	3	4	4	4	53
8	3	3	6	3	3	3	3	3	3	3	3	3	3	3	3	3	4	3	3	3	52	4	3	3	3	3	3	4	3	4	3	3	4	3	3	46
9	7	4	11	2	2	2	2	2	3	3	1	2	1	3	3	3	3	1	1	1	35	2	2	2	2	2	2	2	3	3	3	2	3	2	2	32
10	2	4	6	3	2	2	2	4	3	3	2	3	3	3	4	4	4	2	2	3	49	4	4	3	3	2	3	3	4	3	4	2	3	3	3	44
11	4	2	6	3	4	4	3	4	4	4	3	4	4	3	4	4	3	3	3	3	60	3	4	3	3	1	3	2	4	4	4	3	2	3	4	43
12	2	3	5	3	3	3	3	3	3	3	3	3	2	3	3	4	4	3	2	3	51	3	3	3	3	3	3	3	3	3	3	3	3	4	3	43
13	8	3	11	3	4	4	3	3	4	4	3	4	3	4	3	4	3	3	3	3	58	4	4	4	3	3	3	3	3	3	3	4	4	4	3	48
14	3	4	7	2	2	3	4	4	3	2	3	4	2	3	3	4	4	3	4	2	52	4	3	2	3	4	4	4	3	4	4	3	4	3	3	48
15	2	2	4	3	2	2	2	4	3	2	3	3	2	2	3	3	3	3	3	2	45	3	3	2	3	3	3	3	3	3	3	3	3	3	3	41
16	8	7	15	3	2	4	3	4	4	4	4	4	4	4	4	4	4	3	4	3	62	4	4	4	2	4	4	4	4	4	4	4	3	3	4	52
17	3	8	11	2	3	3	2	4	3	3	2	4	3	3	4	4	4	2	3	2	51	4	3	3	4	4	4	4	4	4	4	3	3	3	3	50
18	4	9	13	2	2	3	2	4	3	2	4	4	1	4	4	4	3	1	4	1	48	2	4	4	4	4	4	4	4	4	4	4	4	4	4	54
19	4	4	8	3	4	4	3	3	3	3	3	4	4	3	3	4	4	3	2	3	56	4	4	4	3	2	3	3	4	4	4	4	4	4	4	51
20	4	4	8	2	4	3	4	4	4	4	3	4	3	3	4	4	4	3	3	2	58	4	4	4	3	4	4	4	3	4	4	3	3	3	4	51
21	4	7	11	2	3	3	3	4	4	3	3	4	2	3	3	4	3	3	3	3	53	4	4	4	4	3	3	4	3	4	4	4	3	4	4	52
22	4	8	12	2	3	3	3	3	4	4	3	3	2	3	4	3	4	3	2	3	52	3	3	3	4	4	3	4	4	3	4	3	4	3	4	49
23	4	4	8	3	2	2	4	3	3	3	1	2	2	3	3	2	3	2	3	2	43	3	3	3	3	3	4	4	4	4	4	3	4	4	3	49
24	2	3	5	2	3	2	3	4	2	2	2	2	2	2	4	4	3	1	1	2	41	2	4	2	3	4	3	3	4	4	4	2	3	3	3	44
25	4	8	12	2	2	3	3	4	3	4	3	3	2	3	2	3	4	3	2	2	48	3	3	3	3	4	3	4	4	3	4	3	3	3	2	45
26	4	4	8	3	3	4	2	3	4	2	3	3	3	3	3	3	3	4	3	3	52	2	3	2	2	3	3	2	2	2	2	2	3	3	2	33
27	8	8	16	3	2	2	3	4	2	3	3	3	2	3	3	2	4	2	3	3	47	4	4	3	3	3	3	4	3	4	3	4	3	3	3	47
28	4	4	8	3	2	4	3	3	4	4	3	4	2	4	4	4	4	3	3	2	56	4	4	3	4	3	3	4	4	4	4	4	4	4	4	53
29	9	8	17	2	3	4	2	4	4	4	4	4	3	3	4	4	3	3	2	2	55	4	4	4	4	4	4	4	4	4	4	4	4	4	4	56
30	4	4	8	3	3	4	4	3	4	3	3	3	3	3	4	4	4	4	3	2	57	3	3	3	3	4	4	4	4	4	4	3	3	3	3	48
31	8	8	16	3	3	3	4	4	4	3	3	3	3	4	3	4	4	3	3	3	57	4	4	3	3	4	4	4	4	4	4	3	3	3	4	51
32	3	3	6	2	2	3	3	3	2	3	2	3	2	3	4	4	3	2	3	2	46	2	2	3	2	4	4	4	3	4	3	3	4	4	3	45
33	4	8	12	2	2	4	3	2	3	3	3	4	1	4	1	4	4	4	3	2	49	4	4	2	4	4	4	4	4	4	4	4	4	4	4	54
34	2	3	5	2	2	3	4	3	2	2	3	3	2	3	3	3	3	3	2	2	45	3	4	2	3	3	3	3	3	3	3	2	3	3	2	40

35	8	4	12	2	3	2	4	4	3	4	3	4	4	3	4	4	4	3	1	3	55	3	4	4	4	4	4	4	4	4	4	3	4	4	4	54
36	8	3	11	4	3	4	3	4	3	3	3	4	4	3	4	4	4	3	3	3	59	4	4	3	3	3	3	4	4	4	3	2	3	3	3	46
37	2	3	5	2	3	4	2	3	3	3	2	3	2	4	4	3	4	2	2	3	49	4	3	3	4	4	4	3	3	4	4	4	3	3	3	49
38	8	7	15	2	2	3	2	3	3	3	2	3	2	3	3	3	3	2	2	2	43	3	3	3	3	3	3	3	3	3	3	3	3	3	3	42
39	4	4	8	2	3	3	2	2	2	3	2	3	3	3	3	3	3	3	2	3	45	2	2	3	3	3	3	3	3	3	3	3	3	3	2	39
40	7	8	15	3	3	4	4	4	4	3	4	4	3	3	3	4	4	4	4	3	61	4	4	3	4	4	4	4	4	4	4	4	4	4	4	55
41	2	3	5	4	2	3	3	4	4	3	3	3	3	3	4	3	4	3	3	3	55	4	3	3	3	3	3	4	4	3	3	2	3	3	2	43
42	8	5	13	4	3	3	4	4	4	4	2	4	3	3	3	4	4	3	2	3	57	4	4	3	4	4	4	4	4	4	4	3	4	3	3	52
43	7	4	11	2	2	3	2	2	2	2	2	2	4	1	4	2	4	1	1	1	37	3	4	3	2	2	3	3	4	3	4	1	3	3	2	40
44	4	4	8	3	2	4	4	3	3	4	3	4	4	3	3	4	4	4	3	3	58	4	4	4	4	3	3	4	3	4	4	3	3	3	4	50
45	4	4	8	3	2	3	4	3	2	3	3	2	3	3	2	3	2	2	2	2	44	3	3	3	3	3	3	3	4	4	3	3	3	4	4	46
46	4	3	7	3	2	3	2	4	3	3	3	4	3	3	3	3	4	3	3	3	52	3	4	3	3	3	3	3	3	3	3	4	3	3	3	44
47	4	3	7	3	2	4	2	2	3	2	3	4	4	4	3	4	4	3	3	1	51	4	4	4	3	4	3	4	4	4	4	3	4	4	3	52
48	2	2	4	3	2	3	3	4	3	4	2	3	2	2	3	4	3	2	3	2	48	3	4	3	4	3	3	4	4	3	4	3	4	4	3	49
49	3	3	6	2	2	3	2	3	2	3	3	3	2	2	2	3	1	1	2	2	38	4	4	3	4	4	3	4	4	3	4	3	3	2	3	48
50	4	2	6	2	3	3	4	3	3	4	3	4	4	3	3	4	4	3	3	3	56	3	3	3	2	3	3	3	2	4	3	3	2	2	4	40
51	2	2	4	3	2	4	3	4	3	4	2	4	2	2	4	4	4	1	2	2	50	2	2	2	2	2	3	4	3	4	4	2	2	2	2	36
52	2	2	4	3	3	3	4	4	4	3	3	3	3	4	3	4	4	4	3	3	58	4	3	3	3	3	3	4	3	3	3	3	3	3	4	45
53	7	4	11	4	3	4	4	4	4	4	4	4	4	4	4	4	1	4	4	4	64	4	4	4	4	3	4	3	3	4	4	4	4	4	4	53
54	8	3	11	3	3	4	4	4	4	3	3	4	4	4	3	4	4	4	2	2	59	4	4	3	4	3	4	4	3	4	4	3	4	3	4	51
55	8	8	16	2	2	3	4	4	3	3	4	3	2	2	3	4	4	2	4	2	51	4	4	3	4	4	4	4	4	4	4	4	3	3	3	52
56	3	4	7	3	3	3	3	3	3	4	2	3	4	4	4	4	4	4	3	3	57	4	4	3	4	4	4	4	4	4	4	3	4	4	4	54
57	4	4	8	3	2	4	2	4	3	4	3	3	2	3	3	4	4	2	2	3	51	3	3	3	2	3	3	3	3	3	3	3	3	3	3	41
58	4	3	7	3	3	4	4	4	4	3	3	4	4	3	4	4	2	4	4	3	60	4	4	3	4	4	4	4	3	4	4	4	3	3	3	51
59	8	8	16	3	1	3	4	4	4	3	3	4	3	3	3	4	4	4	4	2	56	3	3	4	4	4	4	4	4	4	4	4	4	3	4	53
60	2	4	6	3	3	3	4	4	4	3	3	3	3	4	4	4	4	4	3	3	59	4	4	3	3	4	3	4	3	3	3	3	3	3	2	45
61	3	3	6	1	2	4	4	3	3	3	1	3	1	2	4	4	4	3	4	1	47	2	4	3	2	4	4	3	1	3	4	4	3	3	1	41
62	4	4	8	3	2	3	4	3	3	2	4	4	3	3	3	4	4	3	2	2	52	3	3	3	3	3	3	3	3	4	4	3	3	2	4	44
63	3	3	6	3	2	3	3	3	3	3	2	4	3	3	3	4	3	3	4	3	52	4	3	3	3	3	3	4	3	3	4	4	3	4	3	47
64	2	2	4	2	3	3	3	3	3	3	3	3	3	3	4	3	4	3	3	4	53	3	4	3	2	3	3	4	3	3	4	3	3	3	3	44
65	4	8	12	2	3	4	3	3	3	4	2	4	4	3	4	4	4	4	4	3	58	3	4	3	4	4	3	4	4	4	4	3	3	3	3	49
66	8	7	15	3	3	4	4	4	4	3	3	4	4	4	3	4	4	4	2	3	60	4	4	4	3	4	4	4	4	4	4	3	4	3	4	53
67	8	8	16	3	3	3	4	4	3	3	4	4	4	4	4	4	4	3	4	3	61	4	4	4	4	4	4	4	4	4	4	3	3	3	3	52
68	2	3	5	2	2	3	4	3	3	4	3	3	3	3	4	4	4	3	2	3	53	3	3	3	3	3	3	4	4	1	4	3	3	4	4	45
69	4	4	8	3	3	4	3	3	4	4	3	3	4	4	3	4	4	4	4	3	60	4	4	3	3	4	4	4	3	4	4	3	4	4	4	52
70	3	3	6	2	2	3	4	4	4	4	4	3	2	3	2	4	4	4	4	3	56	3	4	3	4	4	4	4	3	4	4	3	3	3	3	49

71	8	7	15	3	3	2	4	3	3	2	3	4	2	3	3	3	4	3	3	2	50	4	3	3	3	3	4	4	3	3	3	3	3	3	3	45
72	3	4	7	2	3	2	3	3	3	3	2	3	3	2	3	3	3	2	2	2	44	2	3	3	3	2	3	3	3	3	3	2	2	2	2	36
73	4	4	8	3	3	4	3	3	3	2	3	3	3	3	4	3	3	3	3	2	51	3	2	3	4	3	3	3	4	3	3	3	3	3	3	43
74	4	3	7	2	2	4	4	4	4	2	3	4	2	3	3	4	4	3	4	3	55	4	4	4	3	3	3	4	4	4	4	3	3	3	3	49
75	7	4	11	2	3	4	3	3	4	4	3	4	4	3	3	3	3	3	2	3	54	4	4	3	4	4	4	4	4	4	4	3	4	4	4	54
76	7	2	9	3	3	4	4	4	4	4	4	4	4	3	4	4	4	4	3	3	63	4	4	3	3	3	4	4	4	4	4	4	3	3	4	51
77	3	3	6	3	3	3	3	3	3	3	3	3	3	3	4	3	4	3	3	3	53	3	4	3	3	3	3	3	4	3	3	3	3	3	3	44
78	6	4	10	3	3	4	4	4	4	4	4	4	4	3	4	4	4	4	4	4	65	4	4	4	4	3	4	4	4	4	4	4	3	4	4	54
79	4	4	8	2	2	3	3	4	4	3	3	4	2	2	2	3	3	3	3	3	49	3	3	3	3	3	3	3	3	3	3	3	3	3	3	42
80	3	3	6	2	2	3	3	3	2	2	2	3	2	2	3	4	4	2	2	2	43	2	3	2	2	2	2	3	3	3	3	2	2	2	2	33
81	4	3	7	3	3	4	4	4	4	3	3	4	4	4	4	4	4	4	2	3	61	4	4	3	4	4	4	4	4	4	4	3	3	3	4	52
82	4	3	7	3	3	3	3	3	3	3	3	4	3	3	3	4	3	3	3	2	52	3	4	3	3	3	3	3	4	3	3	3	3	3		41
83	4	4	8	3	3	4	4	4	4	4	4	4	4	3	4	3	4	4	3	3	62	4	3	4	4	4	4	4	4	4	4	4	4	4	4	55
84	4	3	7	3	3	4	3	4	3	3	3	3	2	4	4	4	4	2	2	3	54	4	4	4	3	3	3	4	3	4	4	3	4	3	4	50
85	3	4	7	2	2	2	3	3	3	2	2	3	2	2	3	4	3	2	2	2	42	3	3	2	2	3	3	3	3	3	3	2	3	3	2	38
86	3	4	7	3	2	4	3	3	2	3	4	4	4	3	4	3	4	3	2	2	53	4	4	3	4	4	4	4	4	4	4	4	3	3	2	51
87	2	2	4	2	2	3	4	3	4	4	3	4	3	2	4	4	4	3	2	3	54	3	3	2	3	3	3	4	3	4	4	3	4	3	4	46
88	4	3	7	2	2	2	3	2	3	3	3	2	3	2	3	2	3	2	2	2	41	3	3	2	3	3	3	3	3	3	3	2	3	3	3	40
89	4	3	7	2	2	3	4	3	2	3	4	4	2	3	4	3	3	2	1	2	47	3	4	3	4	3	3	3	2	4	3	3	3	2	3	43
90	4	4	8	2	3	4	3	3	4	4	3	4	4	3	4	4	4	3	2	3	57	3	4	3	4	4	3	4	4	4	4	3	3	3	4	50
91	8	4	12	2	2	4	3	4	4	2	3	4	2	3	3	4	4	3	3	2	52	4	4	3	4	3	3	4	4	4	4	3	4	4	4	52
92	2	4	6	3	3	4	4	4	4	4	3	4	3	3	4	4	4	4	4	3	62	3	3	3	3	3	3	4	3	4	3	4	3	3	4	46
93	4	3	7	3	2	3	3	3	4	3	3	3	3	3	2	3	3	2	3	2	48	3	3	3	3	3	3	3	4	3	3	3	3	3	3	43
94	3	4	7	2	2	3	4	4	3	3	3	4	3	3	2	4	4	2	2	3	51	3	3	2	1	3	4	3	4	3	4	3	4	4	3	44
95	4	4	8	3	3	4	3	3	3	2	4	3	3	3	2	4	4	2	4	2	52	2	2	2	3	2	1	2	2	3	3	4	3	3	1	33
96	3	3	6	3	3	3	1	4	4	4	3	4	3	4	4	4	4	3	4	3	58	2	3	2	2	3	3	2	3	3	2	3	2	3	2	35
97	2	3	5	3	3	4	3	3	3	4	2	4	2	3	4	4	3	3	3	4	55	3	3	3	3	2	3	2	2	3	3	4	4	4	4	43
98	3	3	6	3	3	3	3	3	3	3	3	3	3	3	3	3	3	2	2	2	48	2	3	3	3	3	3	3	3	1	3	3	3	3	3	39
99	8	3	11	2	3	4	3	3	4	3	2	3	2	3	3	3	4	3	2	3	50	4	3	3	4	3	3	3	4	4	3	3	3	4	4	48
100	8	4	12	3	3	3	4	4	4	3	4	3	3	3	4	4	4	3	2	1	55	3	4	3	4	4	4	4	4	4	4	3	3	3	4	51
101	4	4	8	3	3	4	4	3	3	4	3	3	4	3	4	4	4	4	3	3	59	3	4	3	4	4	4	4	1	3	3	3	4	3	3	46
102	2	2	4	2	1	4	4	1	1	4	4	4	2	2	4	4	4	1	1	1	44	1	1	1	3	1	2	4	4	4	4	1	2	2	1	31
103	3	3	6	2	3	3	4	4	4	3	1	4	4	4	3	4	4	3	3	1	54	4	4	3	3	4	4	4	3	4	4	4	3	3	4	51
104	8	8	16	2	2	2	1	4	4	4	4	3	3	3	3	4	4	4	1	1	49	4	4	4	4	4	4	4	4	4	4	3	4	4	4	55
105	6	4	10	2	2	4	4	4	4	2	3	4	2	2	4	4	4	3	2	2	52	4	4	3	3	4	4	4	2	4	4	4	4	4	3	51
106	9	8	17	3	3	3	4	3	3	3	4	3	2	3	3	3	3	3	3	2	51	3	4	4	4	4	4	4	4	4	4	3	3	3	3	51
107	4	3	7	3	3	3	3	3	3	3	3	3	3	3	3	3	3	3	3	3	51	3	3	3	3	3	3	3	3	3	3	3	3	3	3	42

108	8	4	12	2	3	3	4	3	4	2	4	4	3	3	3	4	3	4	3	2	54	4	4	3	4	4	4	4	3	4	3	4	4	4	3	52
109	4	7	11	3	2	4	4	3	2	4	3	4	4	4	4	4	4	4	1	1	55	4	4	4	4	3	2	4	3	4	4	3	3	4	4	50
110	7	2	9	2	2	3	2	3	2	3	2	2	2	2	2	2	3	2	2	2	38	2	2	3	2	3	4	3	3	3	3	3	2	2	3	38
111	4	4	8	2	2	3	4	4	4	2	2	4	2	4	3	3	2	2	2	2	47	4	4	3	2	3	2	2	3	3	3	2	3	3	3	40
112	3	4	7	3	4	4	3	3	3	3	3	3	4	4	2	4	3	3	4	3	56	3	3	3	3	3	3	3	4	4	4	3	3	3	3	45
113	8	4	12	2	2	4	4	4	4	3	4	4	4	3	4	3	4	4	4	2	59	4	4	4	4	4	4	4	4	4	4	3	3	3	4	53
114	4	3	7	2	2	3	3	3	3	3	3	3	2	3	3	3	3	2	2	2	45	4	4	4	4	4	3	4	4	4	4	3	4	4	4	54
115	3	3	6	2	3	4	4	4	4	3	2	4	3	4	3	4	2	4	3	2	55	3	3	3	3	4	4	4	4	4	4	3	3	4	3	49
116	3	3	6	2	3	3	4	3	3	2	4	4	2	3	4	4	1	3	4	2	51	4	4	3	4	4	3	4	4	4	4	3	3	3	3	50
117	4	3	7	3	2	3	1	3	2	3	3	4	1	3	4	2	3	1	4	2	44	4	4	4	4	1	4	4	4	4	4	4	4	4	4	53
118	2	2	4	3	3	3	4	3	3	2	2	4	3	3	3	4	2	2	2	2	48	3	3	3	3	3	3	3	3	3	3	3	3	4	3	43
119	4	4	8	2	2	3	4	3	3	4	3	4	2	3	4	4	4	2	4	2	53	4	4	4	3	2	3	4	4	4	4	3	4	4	4	51
120	4	8	12	2	3	4	3	3	3	3	4	4	3	3	3	3	3	3	3	2	52	3	3	3	3	3	3	3	3	3	3	3	3	3	3	42
121	2	2	4	3	3	3	3	2	2	3	2	3	2	2	3	3	3	2	2	2	43	3	3	2	2	3	3	3	2	3	2	2	2	2	3	35
122	8	4	12	2	1	3	1	3	2	2	2	3	1	3	3	3	3	1	3	2	38	3	3	3	4	4	3	1	4	3	3	3	3	3	3	43
123	4	4	8	2	3	3	4	4	3	3	4	4	3	3	4	4	4	3	3	2	56	4	4	4	4	3	3	4	4	4	4	4	4	4	4	54
124	4	4	8	3	3	4	3	4	3	3	3	3	3	3	4	3	4	2	2	2	52	3	3	3	2	3	3	4	4	4	4	3	3	3	3	45
125	8	4	12	4	3	3	3	4	4	3	3	4	3	4	4	3	3	3	2	3	56	4	4	4	3	4	4	4	4	4	4	3	3	3	4	52
126	3	3	6	3	2	3	4	3	3	3	3	3	3	3	3	3	3	4	2	1	49	3	3	3	3	4	4	4	3	3	3	3	3	3	2	44
Tot	581	530	1111	325	324	417	404	430	409	396	371	439	357	386	423	453	445	359	344	304	6586	425	441	391	406	415	422	448	432	450	455	392	410	409	404	5900

Primary Data Tabulation

No	Questionnaire Data		
	Parents` Education Level (X1)	Students` Achievement Education (X2)	Interest in Pursuing Study to Higher Education (Y)
1	8	61	54
2	11	56	51
3	15	62	52
4	12	51	46
5	16	52	45
6	6	53	53
7	8	56	53
8	6	52	46
9	11	35	32
10	6	49	44
11	6	60	43
12	5	51	43
13	11	58	48
14	7	52	48
15	4	45	41
16	15	62	52
17	11	51	50
18	13	48	54
19	8	56	51
20	8	58	51
21	11	53	52
22	12	52	49
23	8	43	49
24	5	41	44
25	12	48	45
26	8	52	33
27	16	47	47
28	8	56	53
29	17	55	56
30	8	57	48
31	16	57	51
32	6	46	45
33	12	49	54
34	5	45	40
35	12	55	54
36	11	59	46
37	5	49	49

38	15	43	42
39	8	45	39
40	15	61	55
41	5	55	43
42	13	57	52
43	11	37	40
44	8	58	50
45	8	44	46
46	7	52	44
47	7	51	52
48	4	48	49
49	6	38	48
50	6	56	40
51	4	50	36
52	4	58	45
53	11	64	53
54	11	59	51
55	16	51	52
56	7	57	54
57	8	51	41
58	7	60	51
59	16	56	53
60	6	59	45
61	6	47	41
62	8	52	44
63	6	52	47
64	4	53	44
65	12	58	49
66	15	60	53
67	16	61	52
68	5	53	45
69	8	60	52
70	6	56	49
71	15	50	45
72	7	44	36
73	8	51	43
74	7	55	49
75	11	54	54
76	9	63	51
77	6	53	44
78	10	65	54
79	8	49	42
80	6	43	33

81	7	61	52
82	7	52	41
83	8	62	55
84	7	54	50
85	7	42	38
86	7	53	51
87	4	54	46
88	7	41	40
89	7	47	43
90	8	57	50
91	12	52	52
92	6	62	46
93	7	48	43
94	7	51	44
95	8	52	33
96	6	58	35
97	5	55	43
98	6	48	39
99	11	50	48
100	12	55	51
101	8	59	46
102	4	44	31
103	6	54	51
104	16	49	55
105	10	52	51
106	17	51	51
107	7	51	42
108	12	54	52
109	11	55	50
110	9	38	38
111	8	47	40
112	7	56	45
113	12	59	53
114	7	45	54
115	6	55	49
116	6	51	50
117	7	44	53
118	4	48	43
119	8	53	51
120	12	52	42

121	4	43	35
122	12	38	43
123	8	56	54
124	8	52	45
125	12	56	52
126	6	49	44
Total	1111	6586	5900

Research Data SPSS Output

DESCRIPTIVES

Statistics

		Parents`_Education_Level	Students`_Achievement_Education	Interest_in_Pursuing_Study_to_Higher_Education
N	Valid	126	126	126
	Missing	0	0	0
Mean		8,82	52,27	46,83
Std. Error of Mean		,309	,551	,518
Median		8,00	52,00	48,00
Mode		8	52	51
Std. Deviation		3,467	6,183	5,820
Variance		12,022	38,231	33,873
Range		13	30	25
Minimum		4	35	31
Maximum		17	65	56
Sum		1111	6586	5900

Frequency Table

Parents`_Education_Level

		Frequency	Percent	Valid Percent	Cumulative Percent
Valid	4	9	7,1	7,1	7,1
	5	7	5,6	5,6	12,7
	6	20	15,9	15,9	28,6
	7	20	15,9	15,9	44,4
	8	24	19,0	19,0	63,5
	9	2	1,6	1,6	65,1
	10	2	1,6	1,6	66,7
	11	12	9,5	9,5	76,2
	12	13	10,3	10,3	86,5
	13	2	1,6	1,6	88,1
	15	6	4,8	4,8	92,9
	16	7	5,6	5,6	98,4
	17	2	1,6	1,6	100,0
	Total	126	100,0	100,0	

Students`_Achievement_Education

		Frequency	Percent	Valid Percent	Cumulative Percent
Valid	35	1	,8	,8	,8
	37	1	,8	,8	1,6
	38	3	2,4	2,4	4,0
	41	2	1,6	1,6	5,6
	42	1	,8	,8	6,3
	43	4	3,2	3,2	9,5
	44	4	3,2	3,2	12,7
	45	4	3,2	3,2	15,9
	46	1	,8	,8	16,7
	47	4	3,2	3,2	19,8
	48	6	4,8	4,8	24,6
	49	6	4,8	4,8	29,4
	50	3	2,4	2,4	31,7
	51	11	8,7	8,7	40,5

	52	14	11,1	11,1	51,6
	53	7	5,6	5,6	57,1
	54	5	4,0	4,0	61,1
	55	8	6,3	6,3	67,5
	56	10	7,9	7,9	75,4
	57	5	4,0	4,0	79,4
	58	6	4,8	4,8	84,1
	59	5	4,0	4,0	88,1
	60	4	3,2	3,2	91,3
	61	4	3,2	3,2	94,4
	62	4	3,2	3,2	97,6
	63	1	,8	,8	98,4
	64	1	,8	,8	99,2
	65	1	,8	,8	100,0
	Total	126	100,0	100,0	

Interest_in_Pursuing_Study_to_Higher_Education

		Frequency	Percent	Valid Percent	Cumulative Percent
Valid	31	1	,8	,8	,8
	32	1	,8	,8	1,6
	33	3	2,4	2,4	4,0
	35	2	1,6	1,6	5,6
	36	2	1,6	1,6	7,1
	38	2	1,6	1,6	8,7
	39	2	1,6	1,6	10,3
	40	5	4,0	4,0	14,3
	41	4	3,2	3,2	17,5
	42	4	3,2	3,2	20,6
	43	9	7,1	7,1	27,8
	44	8	6,3	6,3	34,1
	45	9	7,1	7,1	41,3
	46	7	5,6	5,6	46,8
	47	2	1,6	1,6	48,4
	48	5	4,0	4,0	52,4
	49	8	6,3	6,3	58,7
	50	6	4,8	4,8	63,5

51	13	10,3	10,3	73,8
52	12	9,5	9,5	83,3
53	8	6,3	6,3	89,7
54	9	7,1	7,1	96,8
55	3	2,4	2,4	99,2
56	1	,8	,8	100,0
Total	126	100,0	100,0	

Test of Linearity

Case Processing Summary

	Cases					
	Included		Excluded		Total	
	N	Percent	N	Percent	N	Percent
Interest_in_Pursuing_Study_to_Higher_Education * Parents`_Education_Level	126	100,0%	0	,0%	126	100,0%

Report

Interest_in_Pursuing_Study_to_Higher_Education

Parents`_Education_Level	Mean	N	Std. Deviation
4	41,11	9	5,904
5	43,86	7	2,734
6	44,60	20	5,113
7	46,50	20	5,577
8	46,79	24	6,345
9	44,50	2	9,192
10	52,50	2	2,121
11	47,92	12	6,230
12	49,38	13	4,134
13	53,00	2	1,414
15	49,83	6	5,115
16	50,71	7	3,498
17	53,50	2	3,536
Total	46,83	126	5,820

ANOVA Table

			Sum of Squares	df	Mean Square	F	Sig.
Interest_in_Pursuing_Study_to_Higher_Education * Parents`_Education_Level	Between Groups	(Combined)	956,899	12	79,742	2,749	,003
		Linearity	776,128	1	776,128	26,761	,000
		Deviation from Linearity	180,771	11	16,434	,567	,852
	Within Groups		3277,260	113	29,002		
	Total		4234,159	125			

Measures of Association

	R	R Squared	Eta	Eta Squared
Interest_in_Pursuing_Study_to Higher_Education * Parents`_Education_Level	,428	,183	,475	,226

Case Processing Summary

	Cases					
	Included		Excluded		Total	
	N	Percent	N	Percent	N	Percent
Interest in Pursuing Their Study to Higher Education * Students` Achievement Motivation	126	100.0%	0	0.0%	126	100.0%

Report

Interest in Pursuing Their Study to Higher Education

Student Achievement Motivation	Mean	N	Std. Deviation
35	32.00	1	.
37	40.00	1	.
38	43.00	3	5.000
41	42.00	2	2.828
42	38.00	1	.
43	39.75	4	7.274
44	41.50	4	9.883
45	43.50	4	7.047
46	45.00	1	.
47	42.75	4	3.096
48	45.50	6	5.282
49	48.00	6	5.550
50	43.00	3	6.245
51	46.73	11	4.315
52	44.29	14	5.703
53	48.57	7	4.036
54	50.60	5	2.966
55	49.38	8	4.627
56	50.10	10	4.408
57	51.00	5	2.236
58	46.33	6	5.922
59	48.20	5	3.564
60	49.75	4	4.573
61	53.25	4	1.500
62	51.25	4	3.775
63	51.00	1	.
64	53.00	1	.
65	54.00	1	.
Total	46.83	126	5.820

ANOVA Table

			Sum of Squares	df	Mean Square	F	Sig.
Interest in Pursuing Their Study to Higher Education * Student Achievement Motivation	Between Groups	(Combined)	1750.047	27	64.817	2.557	.000
		Linearity	1252.923	1	1252.923	49.429	.000
		Deviation from Linearity	497.125	26	19.120	.754	.792
	Within Groups		2484.112	98	25.348		
	Total		4234.159	125			

Measures of Association

	R	R Squared	Eta	Eta Squared
Interest in Pursuing Their Study to Higher Education * Student Achievement Motivation	.544	.296	.643	.413

Test of Collinearity

Correlations

		Parents`_Education_Level	Students`_Achievement_Education
Parents`_Education_Level	Pearson Correlation	1	,176*
	Sig. (2-tailed)		,048
	N	126	126
Students`_Achievement_Education	Pearson Correlation	,176*	1
	Sig. (2-tailed)	,048	
	N	126	126

*. Correlation is significant at the 0.05 level (2-tailed).

Simple Correlation 1 Test

Variables Entered/Removed[b]

Model	Variables Entered	Variables Removed	Method
1	Parents`_Education_Level[a]	.	Enter

a. All requested variables entered.

b. Dependent Variable: Interest_in_Pursuing_Study_to_Higher_Education

Model Summary

Model	R	R Square	Adjusted R Square	Std. Error of the Estimate
1	,428[a]	,183	,177	5,281

a. Predictors: (Constant), Parents`_Education_Level

ANOVA[b]

Model		Sum of Squares	df	Mean Square	F	Sig.
1	Regression	776,128	1	776,128	27,831	,000[a]
	Residual	3458,031	124	27,887		
	Total	4234,159	125			

a. Predictors: (Constant), Parents`_Education_Level

b. Dependent Variable: Interest_in_Pursuing_Study_to_Higher_Education

Coefficients[a]

Model		Unstandardized Coefficients		Standardized Coefficients	t	Sig.
		B	Std. Error	Beta		
1	(Constant)	40,489	1,290		31,387	,000
	Parents`_Education_Level	,719	,136	,428	5,275	,000

a. Dependent Variable: Interest_in_Pursuing_Study_to_Higher_Education

Simple Correlation 2 Test

Variables Entered/Removed[a]

Model	Variables Entered	Variables Removed	Method
1	Student Achievement Motivation[b]	.	Enter

a. Dependent Variable: Interest in Pursuing Their Study to Higher Education

b. All requested variables entered.

Model Summary

Model	R	R Square	Adjusted R Square	Std. Error of the Estimate
1	.544[a]	.296	.290	4.903

a. Predictors: (Constant), Student Achievement Motivation

ANOVA[a]

Model		Sum of Squares	df	Mean Square	F	Sig.
1	Regression	1252.923	1	1252.923	52.113	.000[b]
	Residual	2981.236	124	24.042		
	Total	4234.159	125			

a. Dependent Variable: Interest in Pursuing Their Study to Higher Education

b. Predictors: (Constant), Student Achievement Motivation

Coefficients[a]

Model		Unstandardized Coefficients		Standardized Coefficients	t	Sig.
		B	Std. Error	Beta		
1	(Constant)	20.061	3.733		5.374	.000
	Student Achievement Motivation	.512	.071	.544	7.219	.000

a. Dependent Variable: Interest in Pursuing Their Study to Higher Education

Multiple Correlation Test

Variables Entered/Removed[b]

Model	Variables Entered	Variables Removed	Method
1	Students`_Achievement_Education, Parents`_Education_Level[a]	.	Enter

a. All requested variables entered.

b. Dependent Variable: Interest_in_Pursuing_Study_to_Higher_Education

Model Summary

Model	R	R Square	Adjusted R Square	Std. Error of the Estimate
1	,640[a]	,410	,400	4,507

a. Predictors: (Constant), Students`_Achievement_Education, Parents`_Education_Level

ANOVA[b]

Model		Sum of Squares	df	Mean Square	F	Sig.
1	Regression	1735,413	2	867,706	42,713	,000[a]
	Residual	2498,746	123	20,315		
	Total	4234,159	125			

a. Predictors: (Constant), Students`_Achievement_Education, Parents`_Education_Level

b. Dependent Variable: Interest_in_Pursuing_Study_to_Higher_Education

Coefficients[a]

Model		Unstandardized Coefficients		Standardized Coefficients	t	Sig.
		B	Std. Error	Beta		
1	(Constant)	17,959	3,459		5,193	,000
	Parents`_Education_Level	,576	,118	,343	4,873	,000
	Students`_Achievement_Education	,455	,066	,484	6,872	,000

a. Dependent Variable: Interest_in_Pursuing_Study_to_Higher_Education

APPENDIX 4

Research Permission

Research Permission Letter

PEMERINTAH KABUPATEN PURBALINGGA
KANTOR KESATUAN BANGSA DAN POLITIK
Jl. Jambu Karang No. 2 Purbalingga Telp. / Fax (0281) 893 117 PABX (0281) 891 012 Pswt. 247
PURBALINGGA - 53311

Purbalingga, 28 Februari 2013

Nomor : 071 / 223 / 2013
Lapiran :
Perihal : Research / Survey

Kepada :
Yth. Kepala BAPPEDA Kab. Purbalingga
di –
PURBALINGGA

Berdasarkan Surat dari : UNY FAK. E KONOMI
Nomor : 447/UN34.18/LT/2013 Tanggal : 14 Februari 2013
Diwilayah Kabupaten Purbalingga akan dilaksanakan reseach / survey (Foto Copy) terlampir oleh :

1. Nama : NARENDRA EDI PUTRANTO
2. N I M : 09418244011
3. Pekerjaan : Mahasiswa
4. Alamat : Jalan Durian, No 22, Kalimanah Wetan.
5. Tujuan Reseach / Survey : Untuk menyusun Skripsi berjudul :

" Relationship Between Parents Education Level and Student Achievement Motivation Toward Interesst of TheGrade XI Social Science SMA N 1 Buka in Pursuing Their Study to Higher Education in Academic Year 2012/2013

6. Waktu : Februari s/d Maret 2013.
7. Lokasi : Kabupaten Purbalingga.

Sehuibungan hal tersebut kami mohon tidak keberatan untuk diterbitkan suat ijinnya.

A/N KEPALA KANTOR KESATUAN BANGSA DAN POLITIK
KABUPATEN PURBALINGGA
Kasubag Tata Usaha

PEMERINTAH KABUPATEN PURBALINGGA
KANTOR KESATUAN BANGSA DAN POLITIK

EDY SETYAWAN, BA
Penata Tk. I
NIP. 19571214198503100 9

Tembusan Kepada Yth. :
1. Bupati Purbalingga;
2. Pertinggal;

PEMERINAH KABUPATEN PURBALINGGA
BADAN PERENCANAAN PEMBANGUNAN DAERAH
Jl. Jambukarang No. 8 Telepon (0281) 891450 Fax (0281) 895194
PURBALINGGA - 53311

Nomor : 071/163/2013
Lampiran : 1 (satu) lembar
Perihal : Research/Survey

Purbalingga, 1 Maret 2013

Kepada Yth :

Kepala Dinas Pendidikan Kabupaten Purbalingga

di
PURBALINGGA

Menindaklanjuti surat rekomendasi Kepala Kantor Kesatuan Bangsa dan Politik Kabupaten Purbalingga Nomor : 071/223/2013 tanggal 28 Februari 2013, perihal sebagaimana tersebut pada pokok surat, dengan hormat diberitahukan bahwa pada Instansi Bapak/Ibu akan dilaksanakan Penelitian/ Survey oleh :

Nama	:	NARENDRA EDI PUTRANTO NIM. 09418244011
Pekerjaan	:	Mahasiswa
Alamat	:	Kalimanah Wetan RT/RW 002/007 Kecamatan Kalimanah Kabupaten Purbalingga
Lokasi	:	SMA N 1 Bukateja
Judul/Tujuan Penelitian	:	*Relationship Between Parents Education Level and Student Achievement Motivation Toward Interest of The Grade XI Social Science SMA N 1 Bukateja in Pursuing Their Study to Higher Education in Academic Year 2012/2013*
Waktu	:	Maret s.d. April 2013

Sehubungan dengan hal tersebut, dimohon perkenan Bapak/Ibu agar mahasiswa yang bersangkutan untuk dapat kiranya difasilitasi. Setelah selesai, yang bersangkutan berkewajibar melaporkan hasilnya ke pada BAPPEDA Kabupaten Purbalingga dengan menyerahkan satu eksemplar laporan hasil Penelitian/Pra Survey untuk didokumentasikan dan dimanfaatkan seperlunya.

Demikian untuk menjadikan maklum, atas bantuan dan kerja sama yang baik disampaikan terima kasih.

A.n. KEPALA BAPPEDA
KABUPATEN PURBALINGGA
Sekretaris

PEMERINTAH KABUPATEN PURBALINGGA
BAPPEDA

Drs. S U R O T O, M. Si
Pembina
NIP. 19700203 199001 1 001

TEMBUSAN : disampaikan kepada Yth. :
1. Kepala Kantor Kesbang dan Pol Kabupaten Purbalingga;
2. Dekan Fakultas Ekonomi Universitas Negeri Yogyakarta;
3. Mahasiswa Yang Bersangkutan.

PEMERINTAH KABUPATEN PURBALINGGA
DINAS PENDIDIKAN
SMA NEGERI 1 BUKATEJA
Jln. Raya Purwandaru Bukateja – Purbalingga 53382 Telp. (0286) 476186

SURAT KETERANGAN
Nomor : 421.3 / 129 / 2013

Yang bertanda tangan di bawah ini, Kepala SMA Negeri 1 Bukateja Kabupaten Purbalingga Provinsi Jawa Tengah menerangkan bahwa :

Nama	:	**NARENDRA EDI PUTRANTO**
N I M	:	09418244011
Program Studi	:	Pendidikan Akuntansi Internasional
Perguruan Tinggi	:	Universitas Negeri Yogyakarta
Alamat	:	Jalan Durian No. 22 Rt. 01 / Rw. 07 Kalimanah Wetan - Kecamatan Kalimanah Kabupaten Purbalingga

Yang bersangkutan benar- benar telah melaksanakan penelitian untuk penyusunan skripsi tentang " Relationship between Parents Education Level and Student Achievement Motivation toward Interest of the Grade XI Social Science SMA Negeri 1 Bukateja in Pursuing Their Study to Higher Education in Academic Year of 2012 /2013" di SMA Negeri 1 Bukateja pada tanggal 2 Maret 2013.

Demikian Surat Keterangan ini kami buat untuk dapat dipergunakan sebagaimana mestinya.

Bukateja, 2 Maret 2013
Kepala Sekolah,

PEMERINTAH KABUPATEN PURBALINGGA SMA NEGERI 1 BUKATEJA DINAS PENDIDIKAN

Drs. Suranto, M.Pd
NIP. 19550630 197903 1 002